



**MARKET OUTLOOK**  
The Basic Principles in Swedish Healthcare



**PRODUCT INAVIGATOR**  
Strategic Partnership: Infodent International and Conexiant



**IDS AT A GLANCE**  
Impulses, Innovations, IDS

**INDUSTRY NEWS**



**MANUFACTURERS  
LOOKING FOR  
DISTRIBUTORS**

## BETTER QUALITY, LESS TROUBLES



*Score with  
Zac  
Needles*



**BMS Dental Srl**  
Via M. Buonarroti, 21/23/25 - 56033 Capannoli (pi) ITALY  
Tel. +39 0587 606089 - [www.bmsdental.it](http://www.bmsdental.it) - [info@bmsdental.it](mailto:info@bmsdental.it)

## FIND OUT THE INNOVATIONS WE BROADCASTED AT IDS 2025!



Watch all the interviews and check out  
what's new in the dental market! 

More information at [infodent@infodent.com](mailto:infodent@infodent.com)

### COMPANIES INTERVIEWED:



exocad





# PARTIALS AND DENTURES YOU CAN RELY ON

BPA FREE | MONOMER FREE | HYPOALLERGENIC



## Unbreakable™

Nylon thermoplastic for flexible partials.

## iFlex™

Polyolefin thermoplastic for flexible partials.

## Karadent™

Semi-rigid polymer for full dentures and clear frameworks.

## Available in:



## Cartridges, Bulk, and Millable Discs

Processing equipment with high performing materials. Resins are available in a variety of diameter/type cartridges to fit different injection units on the market.

Contact Us **866-426-2970** | [info@tcsdentalinc.com](mailto:info@tcsdentalinc.com)

Visit Us [www.tcsdentalinc.com](http://www.tcsdentalinc.com)



### Abraham Cortina

VP of Business Development and Int'l Sales  
[abraham@tcsdentalinc.com](mailto:abraham@tcsdentalinc.com)  
WhatsApp: +1 (562) 212-6876



Facebook: @tcsdental



Instagram: @tcsdentalinc



YouTube: @tcsdentalinc



# *The Premium Dental Unit Solution for Clinic*

**C-link4** full-scene digital Intelligent dental chair





# DIA-ROOT™ BIO SEALER

Bioceramic Root Canal Sealing Material

**DIA-ROOT™ BIO Sealer** is a bioceramic MTA-based (Calcium Silicate-based), non-shrinking root canal sealer. It is used for the permanent obturation of root canals and suitable for all obturation techniques involving gutta-percha.



**HIGH BIOCOMPATIBILITY**

**SUPERIOR SEALING ABILITY**

**EXCELLENT RADIOPACITY**

**LOW SOLUBILITY**

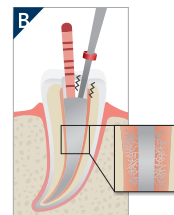
**OUTSTANDING ANTIBACTERIAL ACTION**

## Single Cone Technic

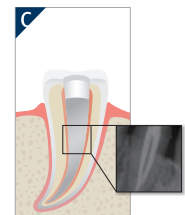
Complete root canal sealing without tissue irritation



Apply  
DIA-ROOT™ BIO SEALER  
by the coronal  
third of the canal.



Fill the root canal  
with selected GP cones  
and lightly pump the GP cones  
up to the root canal  
to fill up the Apex.



Complete  
root canal treatment.

# CONTENTS



06

## EDITOR'S NOTE

From Globalization  
to Glocalization

08

## PREMIUM HIGHLIGHTS

14

## HIGHLIGHTS

20

## NEWS FROM DENTAL INDUSTRY

exocad products at IDS

23

## PRODUCT INAVIGATOR

Strategic Partnership:  
Infodent Int'l and Conexiant

26

## IDS AT A GLANCE

Impulses, Innovations, IDS

34

## MARKET OUTLOOK

The Basic Principles in Swedish  
Healthcare

44

## HOT TOPIC

Does Anyone Have a Real Plan  
For Dentistry?

46

## AT A GLANCE

EFP and Dentaid Launch Oral  
Health Throughout Life Campaign

48

## DISTRIBUTORS WALL

52

## SAVE THE DATE

International Osteology  
Symposium Vienna 2026

54

## SAVE THE DATE

GNYDM 2025

56

## TRADE SHOWS CALENDAR

  
**NTA<sup>®</sup> IMPLANT**  
*Confidence in stability!*

**WHO  
ARE WE?**

We specialize in the manufacturing of Screw-Type and Press-Fit dental implants, along with their corresponding accessories, under our distinguished brands: NTA Implant, NTA Shorter Implant, NTA Shorter Plus Implant, and NTA Hybrid Implant.


**We are thrilled to announce that NTA Implant has officially received  
CE MDR certification for our implant lines!**



**pilatus swiss dental gmbh**   
www.pilatusswiss.ch

[exportmanager@ntaimplant.com](mailto:exportmanager@ntaimplant.com)



 **SLA  
Surface**

 **Platform  
Switching**

 **Root  
Form**

 **11° Index  
Connection**

 **Apical  
Design**

 **Cutting  
Edge**

 **EU-MDR  
certified**

# The power of softness

in dental anaesthetics



Simple. Smart. Solutions.



Local  
Anaesthetics



Dental  
Syringes



Dental  
Needles

follow us



[www.inibsa.com](http://www.inibsa.com)



# From Globalization to Glocalization

135,000 visitors from 156 countries. 2,010 exhibiting companies from over 60 countries. High level of internationality, innovation, quality and motivation on both the exhibitor and visitor side. The IDS 2025 in Cologne was more than just a meeting point for many people concerned, it represented a step forward into a future-looking, increasingly digitalized and globally connected dental world. A high level of internationality characterized the overall picture in the halls; the worldwide dental industry was visibly represented both in terms of the exhibitors and the visitors, of which 55 percent came from outside Germany, rising by more than 15 percent compared to the previous edition. IDS has once again demonstrated to be the beacon for globalization within the dental industry.

Yes, because in spite of geopolitical uncertainties and economic challenges, the death of globalization has been much exaggerated. The reach of the multinational companies and the international visitors that continue to flock to international trade shows are evidence of that. As is the rapid growth of artificial intelligence (AI), part of a tech revolution that cuts across borders and which is leaving national regulators floundering in its wake. A year ago, ChatGPT was in its infancy. This year, AI was central to the future of dentistry, among those hailing its potential and those warning of its risks.

So, globalization is not dead, not at all. For sure, productivity has been weak and living standards have been squeezed in recent years. What is true is that having been pushed on to the defensive, global capitalism is morphing into something different. Peak globalization happened a while ago, around the time of the global financial crisis of 2008, but it has been the repeated shocks since 2020 that have changed the dynamic. Everything that has happened since the arrival of the Covid pandemic has pointed to a new paradigm: some call it de-globalization, others call it – perhaps more accurately – “glocalization”.

An ugly term, combining “globalization” with “localization”, glocalization is not the global free market, and it is not autarky (a nation that operates in a state of self-reliance), but something in between. It involves shorter supply chains, an emphasis on building back domestic manufacturing capacity, and a more strategic role for government. As with any form of mixed economy, the degree of glocalization varies from country to country.

Where once supply chains stretching from China to the developed countries of Europe and North America were indispensable, now there is a recognition of how vulnerable long supply chains have become and that low cost is not everything. That there is value in governments knowing that they will not run short of vaccines, protective equipment, computer chips and energy. Governments were relying a little too much on efficiency over security and a bit of rebalancing has become a necessity.

But while the shift towards onshoring previously outsourced production would have happened anyway, it has certainly been accelerated by the events of the past four years: a pandemic, then supply chain bottlenecks, a surge in inflation, and the war in Ukraine.


Participating in international trade shows remains thus crucial for global networking. International exhibitions provide an excellent opportunity to establish connections with representatives from companies worldwide, leading to new partnerships, global collaborations, brand visibility on a global stage, and possibilities for market expansion. *Infodent International* can help you expand your markets with its *Trade Show Service*. You can share the booth with us at the most important international trade exhibitions around the world. Ask us for the list of trade shows!



**Baldo Pipitone**  
CEO Infodent S.r.l.

► [baldo.pipitone@infodent.com](mailto:baldo.pipitone@infodent.com)

**High quality diamond burs used in the levelling of metal-top porcelain teeth and zirconium porcelain teeth.**



**High quality, low price, made in Russia**

**Mr. Mehmet Collo**

[adanadental\\_01@outlook.com](mailto:adanadental_01@outlook.com) | [dental.tr@hotmail.com.tr](mailto:dental.tr@hotmail.com.tr) | +90 532 220 56 25

# Technology at the service of aesthetics



**Ducatron quattro**

Casting machine



**Aseptojet S**

Atomizer  
Disinfection of surfaces by air



**e.ON sinter fast**

Sintering furnace



**e.ON sinter fast +**

Sintering furnace



**e.ON sinter base**

Sintering furnace



**Artis neo**

Ceramic furnace



**e.ON 200 neo**

Ceramic furnace



**e.ON 250 neo**

Ceramic and pressing furnace

**For any information, please contact us.**



25 rue de la Tuilerie • 38170 Seyssinet-Pariset • FRANCE  
[info@ugin-dentaire.fr](mailto:info@ugin-dentaire.fr) • [export@ugin-dentaire.fr](mailto:export@ugin-dentaire.fr)

**ugindentaire.fr**



**UGiN**  
Dental laboratory solutions

## Richmond Braided Cotton Rolls

© SIONBRANDS

Richmond Dental & Medical's award-winning Richmond Braided Cotton Rolls® are the preferred choice of many professionals, earning a 4.6/5.0 rating and a BEST PRODUCT AWARD from Dental Product Shopper.

Made with purified, medical-grade cotton and held together with silky yarn (rather than chemicals or starch), these rolls offer superior absorbency, flexibility, and comfort.

Their innovative design ensures excellent adaptability and a secure fit in both the buccal curvature and sublingual space.

The rolls absorb quickly without losing their shape, reducing the number needed

for procedures, and provide isolation while maintaining a dry field with unique wicking action.

They do not stick to the mucosa, making them easy to remove without rewetting.

- [www.richmondental.net](http://www.richmondental.net)
- [sandra@sionbrands.com](mailto:sandra@sionbrands.com)

- Visit us at Smart Medical Fair
- [www.smartmedicalfair.com/stand/h1p5b3z1377](http://www.smartmedicalfair.com/stand/h1p5b3z1377)
- [www.smartmedicalfair.com/stand/h6p1b3z1261](http://www.smartmedicalfair.com/stand/h6p1b3z1261)



## ICANCLAVE, focus on autoclaves

© NINGBO ICAN MACHINES

ICANCLAVE is a high-tech enterprise originating in Europe, specializing in the research, development, and production of steam sterilizers and related infection control equipment. With over 20 years of experience in the industry, our company has achieved ISO13485 quality management system certification and Medical Device Single Audit Program (MDSAP) certification by BSI. Our sterilizers are also certified by leading international authorities, including MDR(EU), ASME, PED, and ETL. ICANCLAVE products have been sold in more than 100 countries and are registered in over 30 nations.



- [www.icanclave.com](http://www.icanclave.com)
- [sales@icanclave.com](mailto:sales@icanclave.com)

icanCLAVE®

icanCLAVE®

ICANCLAVE Europe, S.L.  
Juan Ramon Jimenez 6,  
Quart de Poblet, Valencia,  
Spain  
Tel: +34 682270872  
[europe@icanclave.com](mailto:europe@icanclave.com)

Ningbo Ican Machines Co., Ltd  
No. 77 Yulin East Road, Gulin Town  
Haishu District, Ningbo, China  
Tel: +86 574 89011155  
[sales@icanclave.com](mailto:sales@icanclave.com)



**Model F03**  
3 Liter Super fast sterilizer



**Model D Pro**  
18L/23L sterilizer with fast cycle



**Model T Touch**  
Super Fast sterilizer of 18L and 23L



# TITAN STEAM CLEANERS | Professional use



REF. 100202

**TITAN 8** is the first option (ref. 100202).  
Distilled Water is loaded directly into the boiler.

**TITAN AUTOFILL** (ref. 100203) it also has a pump  
to suck distilled water from an external bottle.

- ✓ Made of stainless steel with high quality components.
- ✓ Digital pressure switch.
- ✓ Full and lack of water indicator.
- ✓ Connection cable with built-in differential switch.
- ✓ Drain tap with safety lock.

## Specifications: 100202 and 100203

Height 36 cm	• Width 27 cm	• Depth 42 cm
Power 2200 W	• Voltage 220 V, 50/60 Hz	
Pressure 8 bar	• Weight 12,5 kg	• Boiler 3 L



REF. 100203

External bottle  
not included.

## Additional Information: 100202, 100203

They are supplied with the following accessories:

- ✓ Power cord with built-in protection.
- ✓ Fine and long replacement nozzle.
- ✓ Replacement safety cap and 2 gaskets.
- ✓ Funnel and measuring cup (300 ml).

In models with direct connection to the water intake:

- ✓ Necessary hoses for water inlet/outlet connection.

### Ref. 100202

- ✓ Manual filling.

### Ref. 100203

- ✓ Manual filling.
- ✓ Autofill without previous cooling (external bottle).

# ANODIZING UNIT

The anodizing unit for titanium is a simple device that allows you to process titanium dental elements quickly, easily and economically. The results are comparable to products belonging to a much higher category.

## Specifications

Dimension: 207 x 245 x 160 mm • Weight: 2,73 kg  
Voltage: 10~65 V • Power supply: AC220~240 V, 50/60 Hz  
Power: 100 W • Anodizing time: 5 seconds

## Appearance:

The anodic layer can be colored with different shades, giving the titanium a more attractive appearance than the original taupe.



- ✓ Corrosion resistance.
- ✓ Wear resistance.
- ✓ Better adhesion and surface finish.
- ✓ Less release of metal ions.
- ✓ It works with a solution of water and sodium bicarbonate.

Solution of water (600 ml)  
and sodium bicarbonate (20 g)



REF. 100295

Video  
explanation



## Efficiency, Reliability, Proximity: Our Daily Commitment to Dental Professionals

● DENTAL TECH

At Dental Tech, we believe that product and technology alone is not enough. For over 45 years, we've combined high-quality dental implant systems with a deeply human approach: reliable and always close to our clients.

Our strength lies in the trust we build every day with dentists, dental technicians, and distributors who know they can count on personalized support, efficient logistics, and direct communication.

This service mindset is not an add-on: it's part of our DNA. It's how we work, how we grow, and how we help others grow. Our

clients appreciate the direct contact and the peace of mind that comes from knowing they're never alone.

Because in implantology, precision is key, but relationships are also important and can make the difference.

Looking for more than just a supplier? Contact us and Let's talk now!

- ▶ [www.dentaltechworldwide.com](http://www.dentaltechworldwide.com)
- ▶ [www.dentaltechitalia.com](http://www.dentaltechitalia.com)
- ▶ [info@dentaltechworldwide.com](mailto:info@dentaltechworldwide.com)
- ▶ [info@dental-tech.it](mailto:info@dental-tech.it)



■ Visit us at Expodental Meeting Rimini 2025  
Hall C1, Booth 10

## A forward-looking company focused on dental instruments

● TRIBEST

Tribest is one of dental disposable manufacturers and exporters in China. Various of products we have ISO, MDR certificate that can help you enjoy one step purchasing to save your time, energy, money. We are looking for exclusive "TRIBEST" brand agent all over the world based on win-win situation. With us your money in safe and your business in safe.

- ▶ [www.tribestdental.com](http://www.tribestdental.com)
- ▶ [kevin@tribest.cn](mailto:kevin@tribest.cn)

■ Visit us at IDEX 2025  
Hall 5 | Booth No8



### Tribest 2024 New Arrivals

Black plastic bottle, 5ml  
One-handed open

Bonding stick

Syringe

Light curing resin syringe 3ml (4g)

Metal endo irrigation needle tip

Prebent Applicator Tip, Flocked

Capillary tip, 0.55mm

**Tribest Dental Products Co., Ltd**

Mobile/Wechat/Whatsapp: 86-13705296836    E-mail: kevin@tribest.cn    Website: www.tribestdental.com

## Renfert's LIGHT 1: Perfection in detail

© RENFERT



PREMIUM HIGHLIGHTS

COMPANIES LOOKING FOR DISTRIBUTORS

The requirements for fatigue-free work are high. The critical factor? The light. Renfert (Hilzingen, Germany) presents LIGHT 1, a new worklight for dental technicians. LIGHT 1 is tailor-made for work in the dental laboratory and is ideal for those looking for optimum light quality.

Designed to meet the specific needs of dental technicians, LIGHT 1 provides the best light for every work situation. Optics specially developed by Renfert provide unprecedented illumination of the work area – see more, work better. Every detail and every facet of dental work becomes visible. A dedicated ray tracing technology provides uniform light distribution, high average illuminance and brilliant color and surface reproduction. This significantly improves visibility, and therefore the precision of work. User-oriented presets allow the light to be adapted to different requirements. For example, there is a daylight scenario for tooth shade determination or blue light elimination for processing composites.

### Light years ahead: Pioneering work for the modern dental laboratory

Renfert sets new standards with its vision to develop the best work light for dental technology. The goal was to create a lighting environment in which errors are minimized through improved vision and accurate color recognition. LIGHT 1 achieves this through exceptional light quantity and quality: The 100 % flicker-free light creates a more comfortable and concentrated working environment, which increases the quality of work. The glare-free light is easy on the eyes and reduces fatigue.

LIGHT 1 combines simple elegance with modern lighting science. The sleek design hides sophisticated electronics. And so LIGHT 1 is not just a light – it is a promise of quality, precision and performance. The result is unmistakably Renfert: “making work easy”.

Learn more. [www.renfert.com/light-1](http://www.renfert.com/light-1)

► [www.renfert.com](http://www.renfert.com)

► [info@renfert.com](mailto:info@renfert.com)

■ Visit us at Expodental Meeting Rimini 2025

Hall C1, Booth 169




Renfert

making work easy

# LIGHT 1

New Professional  
Dental Worklight

Because perfect lighting is essential,  
when it comes to the finest details.



Discover now  
[renfert.com/light-1](http://renfert.com/light-1)





## Maxflex's one stop solution enables better choice of clear aligner

© MAXFLEX MEDICAL TECHNOLOGY

**Waxflex**  
Better Choice of Clear Aligner

Maxflex's latest advanced clear aligner sheets portfolio of MAX and FLEX series provides both the breadth and depth for clear aligner producers and orthodontists to strive for better patient outcomes with novel dual aligners treatment design and customization. Each and every patient is unique, hence the need for customization and continuous improvement in treatment design.

Not only better, but also more – Available in different thickness dimensions, the innovative combination of Maxflex's rigid mono-layer MAX series and flexible multi-layer FLEX series not only enable a better aligner sheets solution in term of balancing force and flexibility, but also provide more options

in treatment design and customization for improvement in speedier controlled tooth movement and predictability. Maxflex clear aligner sheets solution is one of the fastest growing and most reliable aligner sheet partners around the world with proven market track record in >60 countries.

► [www.maxflexbrace.com](http://www.maxflexbrace.com)  
► [service@maxflexbrace.com](mailto:service@maxflexbrace.com)

■ Visit us at **British Dental Conference & Dentistry Show**  
Hall 5 | Booth H12



## Just Right - Introducing Microcopy's NeoDiamond IPR Strips

© MICROCOPY

**microcopy**

Your diamond strip should be 'just right' - not too rough, not too soft.

Polish, contour or reduce material in those hard-to-reach interproximal areas. Minimally invasive and super flexible, Microcopy's diamond strips allow for precise interproximal reduction and adjustment. They are perfect for fixing spacing issues with clear aligners, rapid ortho or classic braces, and finely polishing composite.

Microcopy's strips – some solid, some perforated and a saw – are coated on one or both sides with the same diamond grit as our NeoDiamond burs. The grit ranges from Extra Fine to Coarse.

The strips have a diamond-free 0.05mm gap for easy insertion. Their flexibility is on point: they are especially thin, ranging from 0.05mm - 0.21mm enabling smooth access and quick removal of composite and enamel.

With our variety of NeoDiamond IPR Strips, you're sure to find the one that is 'just right'.

► [www.microcopyintl.com](http://www.microcopyintl.com)  
► [sales@microcopyintl.com](mailto:sales@microcopyintl.com)

■ Visit us at **ICDSAD, Tangier, Morocco, April 24-27, 2025**  
at the Dental Project Booth



# JUST RIGHT.

TO CLOSE FOR COMFORT?  
BREAK CONTACT WITH EASE.

**microcopy**

**NEW NEODIAMOND IPR STRIPS**

Polish, contour or reduce material in those hard-to-reach interproximal areas.

**NEODIAMOND**

[sales@microcopyintl.com](mailto:sales@microcopyintl.com) [microcopyintl.com](http://microcopyintl.com)

## IBO - Full CAD-CAM Workflow

© IBODONTIT



PREMIUM HIGHLIGHTS

COMPANIES LOOKING FOR DISTRIBUTORS

IBO presents its complete CAD/CAM workflow system based on Intraoral Scanbodies.

Made of medical Grade 5 Titanium MO-NO-BLOCK with Zirconia Nitride (ZrN) coating for a PERFECT SCANNING, Intraoral Scanbodies have same body diameter size as implant, low vertical height for a more convenient use with intraoral scanners and are RADIOPAQUE to ensure a proper settlement.

Our CAD/CAM workflow offers all kind of options to solve any clinical case through our compatible dental components.

Our complete product range consists of all kind of abutments, CAD/CAM libraries, dental implants and bone grafting materials.

We are manufacturers since 2009, guaranteeing high-level product due to all Quality Certifications we have available, with high profit for dealers and partners.

We have solutions for the main implant systems in the market.

IBO is looking for international distributors all over the world.

► [www.ibodontit.com](http://www.ibodontit.com)  
► [export@ibodontit.com](mailto:export@ibodontit.com)



**SIA**  
ORTHODONTIC  
MANUFACTURER

**Compromises won't take you far.**  
**Go for Quality. Rely on the Manufacturer.**

Class II Corrector



Ligatures



Bondable Tubes



Open Bite Corrector



Self Ligating Brackets



Conventional brackets



**Meet us**



**EXPO  
DENTAL  
MEETING** | 15-16-17  
MAGGIO 2025  
RIMINI - ITALIA

**ORTHODONTICS  
SYMPOSIUM  
ASIA TOUR**

**10 - 12  
JUNE 2025**  
BANGKOK - KUALALUMPUR



[www.siaorthodontics.com](http://www.siaorthodontics.com)  
[info@siaorthodontics.com](mailto:info@siaorthodontics.com)

## DigiPrint EXTRA 4K. Simply EXTRA...ordinary!

© NEW LIFE RADIOLOGY

New Life Radiology is proud to present its new **100% Made in Italy** Professional 3D printer for dental applications: **Digiprint EXTRA 4K**.

Why **EXTRA**?

**Extra light** - only 4,5Kg

**Extrasmall and compact** - only 22x18,5x33H (an absolute record-breaking size)

**Extra large printing volume**: 143x89mm

**Extra speed**: 100mm/H in Z with 80um layer\*\*

**Extra system** of resin cooling/heating (**climatized resin**)

**Extra system** for resin temperature control

**Extra resolution**: 35 µm

**Extra FEP**: ultra FEP provided by default. Thanks to this technology, this 3D printer is able to reach the incredible printing speed of 10cm in height per hour.

**Extra wavelength**: 405nm and 385nm\* (\*upon request)

**Extra open system**: DigiPrint Extra 4K works with any software

**Extra touch**: display touch 5" 4K

**Extra "green"**: printed by the printers (biodegradable materials, no aluminum or milled steel parts)

**Extra silent**

**Extra duration**: DigiPrint Extra 4K has been designed to last. It has special fans guaranteed 80.000 hours of operation (9 years always ON on full blast)

**Extra price**: really competitive price level

**\*\* with DigiPrint Extra 4K you can easily print: 2 models in 10 minutes / 10 aligners in 1 hour.**

► [www.newliferadiology.it](http://www.newliferadiology.it)

► [info@newliferadiology.it](mailto:info@newliferadiology.it)



## X-VIEW 3D PAN CEPH Deep-AI – Compact Precision Powered by AI

© TRIDENT

Trident's X-VIEW 3D PAN CEPH Deep-AI revolutionizes dental imaging by integrating cutting-edge artificial intelligence for enhanced diagnostic precision and workflow efficiency. This compact CBCT unit features Deep-AI technology that automatically optimizes 2D panoramic image quality, minimizing errors and delivering sharper, more consistent results.

Equipped with an IGZO flat panel detector and pulsed DC X-ray generator, it captures high-definition 3D, panoramic, and cephalometric images while reducing radiation exposure by up to 57%. New reconstruction algorithms minimize metal artifacts, correct patient movement, and improve overall image homogeneity.

With multiple FOV options (5x5 to 11xØ14 cm) and an exceptional 50 µm resolution in

HD endo mode, it supports a wide range of clinical applications—from implant planning to endodontics and airway/TMJ analysis.

Ready to use out of the box, X-VIEW includes intuitive software (Deep-View, Xelis, DFO) and an ergonomic, open design for easy patient access.

X-VIEW Deep-AI: Italian design meets intelligent dentistry.

► [www.trident-dental.com](http://www.trident-dental.com)

► [info@trident-dental.com](mailto:info@trident-dental.com)

■ **Visit us at Exponential Meeting Rimini 2025**  
Hall A1, Booth 65



trident

## Handpiece & Unit Repair PARTS

© SPIRO

We will help you with your turbine, contra-angle, micromotor, scaler or syringe repair with thousands of compatible parts, tools and accessories for all major OEM brands. We also offer a large selection of hoses, aspiration tubes and handles for unit repair.

Make your orders easier and use one supplier for all parts with the fastest delivery, huge stock of parts and an online platform with competitive pricing to make your life simple.

We are at your disposal anytime for technical support!

Scan the QR code and register your account.



► [www.spiroteh.com](http://www.spiroteh.com)

► [info@spiroteh.com](mailto:info@spiroteh.com)



spirodental



# WE MAKE STERILIZATION

*Looking for dealers worldwide*

OEM  
Manufacturer

## BIOLOGICAL INDICATORS



## CHEMICAL INDICATORS



## PACKAGING



## ACCESSORIES



## TAPE



Sterilization Solutions  
**ECSS**  
Euro Clinical Service

[www.ecssrl.com](http://www.ecssrl.com)  
[export@ecssrl.com](mailto:export@ecssrl.com)

*Made in Italy*

## SONOSURGERY® AIR SURGICAL UNIT

© TEKNE DENTAL

With the new AIR SURGICAL UNIT it is now possible to easily drive and control a SONOSURGERY® AIR POWER sonic handpiece.

The unit is completely pneumatic and is equipped with a special pressure bag for liquid irrigation, which is automatically and continuously inflated at low pressure.

Both liquid flow and handpiece air pressure supply can be easily adjusted by specific commands on the front panel. A special foot pedal allows to activate the handpiece vibrations and the flow of sterile liquid simultaneously, so as to free the hands of the surgeon. The unit is also provided with a detachable 4-hole silicone hose.

The unit, in combination with the SONOSURGERY® AIR POWER handpiece and a range of specific sonic inserts, is suitable for general oral surgery: bone block harvesting, cyst excision, preparation of implant sites, extractions of impacted teeth, maxillary sinus lift by crestal or lateral access, corticotomy, osteotomy and osteoplasty, etc.

► [www.teknedental.com](http://www.teknedental.com)  
► [info@teknedental.com](mailto:info@teknedental.com)

■ Visit us at **Expodental Meeting Rimini 2025**  
Hall A1, Booth 200



## Humanized Dental Chair Designer & Manufacturer

© FOSHAN CINGOL MEDICAL INSTRUMENTS

**CINGOL Medical** is a manufacturer of designing & manufacturing hightech digital dental unit in Foshan, China, factory has strictly produced products according to the ISO13485 quality management system, quality is the priority of CINGOL.

Despite that, we pay more attention to improve the user experience of dentists&

patients, maximums the work efficiency&comfort. Product approved by CE ISO, over 8000+pcs dental chairs distributed 70+ countries by 300+ dealers annually.

► [www.cingol.com](http://www.cingol.com)  
► [cingol@cingol.com](mailto:cingol@cingol.com)



## Ugin Dentaire's Line of Ceramic Furnaces: Globally Renowned Quality

© UGIN DENTAIRE

During IDS 2025, Ugin Dentaire showcased its new forming machine that will soon join the company's official product line up.

Modern and highly innovative, the machine is designed to produce thin orthodontic aligners, as well as mouthguards of higher thickness. Its functioning is easy and intuitive: once the temperature values are set to match the desired thickness, the process is carried out automatically and in a short time, delivering, for example, orthodontic aligners of 1mm of thickness in as little as 2 minutes.

The forming machine will make its debut on the market in the upcoming months and will soon be available for purchase worldwide.

For more information, please contact [info@ugin-dentaire.fr](mailto:info@ugin-dentaire.fr)

► [www.ugindentaire.fr/en](http://www.ugindentaire.fr/en)  
► [info@ugin-dentaire.fr](mailto:info@ugin-dentaire.fr)  
► [export@ugin-dentaire.fr](mailto:export@ugin-dentaire.fr)



**UGiN**  
Dental laboratory solutions

## Microinjection machines - Cartridges - Materials - FLEXIBLE PARTIALS

© SABLEX DE FLEXAFIL

Sabilex is a leading manufacturer since 1951. High quality products, new technologies and constant research are the company's main concerns for achieving excellence and reliability.

Sabilex offers one of the most advanced injection systems in the market including:

### 1) Sabilex Injection Machines:

- .Fully automatic
- .Compact Design
- .Injection temperature: up to 400°C
- .Weight 12kg
- .Easy programming
- .CE

### 2) Sabilex Injection Materials:

6 CE certified versatile multi-property materials to elaborate dentures:

- Flexifast, PremiumFlex and Flexiultra for the making of flexible partials.
- Flexiacryl, a monomer free thermoplastic acrylic for the making of full and partial

dentures. The flexibility you need. Bonds with regular acrylic.

- Flexiacetal for the making of aesthetic retainers, frameworks and more

- Biostrong - Peek thermoplastic resin for the making of frameworks, bridges, connectors and more

### 3) Vacuum sealed ready to use cartridges.

### 4) Sabilex Marketing and Training Support.

Quality marketing materials and support for Dealers, Dentists, Labs and Patients.

**Sabilex** exports worldwide.

Interested dealers are welcomed to contact us.

► [www.sabilex.com](http://www.sabilex.com)

► [info@sabilex.com](mailto:info@sabilex.com)





Since 1951

• Microinjection machines • Cartridges • Materials

*FLEXIBLE PARTIALS  
AND MORE...*

CE

**WE EXPORT**  
WORLD WIDE



400°C Injection System

**Injection System For Metal-free Dentures**



Sabilex  
**PREMIUM FLEX**  
POLYOLEFIN RESIN



Sabilex  
**FlexiAcetal**  
Acetate Resin



Sabilex  
**Bio Strong**  
PEEK RESIN



Sabilex  
**FlexiUltra**  
Low flexibility



Sabilex  
**FlexiFast**  
Medium flexibility



Sabilex  
**FlexiAcryl**  
Flexible Acrylic

 [info@sabilex.com](mailto:info@sabilex.com)

 [www.sabilex.com](http://www.sabilex.com)

 [fb.com/SabilexCompany](https://fb.com/SabilexCompany)

 [whatsapp: +5491154915005](https://whatsapp.com/+5491154915005)



## KRIOBOOST - instant ice

© BMS DENTAL

Krioblast is an instant ice bag intended for cryotherapy. Indicated in case of bruises, hematomas, traumas and muscle injuries. It relieves the perception of pain and facilitates the reduction of edema.

Available in boxes of 24 bags, it's made of K2P-Cellulose single-use envelope with two safety tear-proof heat seals.

Dimensions: 150mm x175 mm  
Shelf-life: 5 years

► [www.bmsdental.it](http://www.bmsdental.it)  
► [info@bmsdental.it](mailto:info@bmsdental.it)

BMS DENTAL



## Flexible Partial & Equipment

© TCS

TCS, Inc. is a dental manufacturing company dedicated to providing dental laboratories with exceptional quality of resins and equipment, allowing for the most reliable, functional, and uncompromising aesthetic restorations for patients with missing teeth.

TCS proudly manufactures all products in-house in the USA and monitors and reviews its quality through the implementation of an effective Quality Management System based on ISO 13485 standards.

TCS offers three resilient, high performing resins to choose from: Unbreakable™ (nylon based) & iFlex™ (polyolefin based) ideal for flexible partials, available in 4

translucent pink shades and natural (white-ish). As well as, Karadent™ (microcrystalline polymer) ideal for full dentures, clear clasps and frameworks, available in 2 translucent pink shades and crystal clear.

Additionally, TCS offers a variety of injection units and accessories for every size lab and budget. TCS resins are packaged in vacuum sealed cartridges that include patient care instructions and delivery bags.

whatsapp: +1 (562) 212-6876

► [www.tcsdentalinc.com](http://www.tcsdentalinc.com)  
► [abraham@tcsdentalinc.com](mailto:abraham@tcsdentalinc.com)

tcs®



## D-LUX+

© DIADENT

D-LUX+ is a high performance dual-wave-length Cordless LED Curing Light. Built and designed with the highest quality and durability, its dual-wavelength can efficiently, effectively and uniformly polymerize all light-cured dental materials. At its maximum light intensity output of 2,400mW/cm2, it can complete all restorations safely and efficiently.

### Benefits

- A high intensity output of 2,400mW/cm2 and 10W LED offers short curing time and efficient polymerization
- 360° swivel light probe and silicone ring tip ensure patient comfort
- Dual-wavelength with 4 LED lamps can efficiently polymerize all dental materials

- Broadband spectrum of 385nm-515nm
- Wireless battery charging system eliminates any potential charging contract problems
- Five(5) versatile curing modes allow flexible curing time and power intensity including 1 second curing and Orthodontic curing mode
- Built-in Light Intensity Measurement Sensor provides peace of mind so clinicians can always verify if the intensity is within normal range

► [www.diadent.co.kr](http://www.diadent.co.kr)  
► [diadent@diadent.co.kr](mailto:diadent@diadent.co.kr)

DiaDent®



## Mestra Eolo Induction aspiration unit Ref. o80533

© TALLERES MESTRAITUA

Its new “brushless” induction motor extends its useful life between 5 and 10 times compared to traditional models, with an innovative double filter system optimized for work in the dental laboratory. It can be mounted with HEPA filter. It easily adapts to the laboratory furniture, filling a minimum space. In addition, the ergonomic design facilitates its use and mobility.

The electronic control with LCD screen is equipped with protection systems against overloads or obstructions in the suction mouth and with a visual indicator of the filter filling level and the detection of the micromotors.

It allows manual or automatic operation synchronized with up to 3 different devices (sandblasters, micromotors, etc.). The de-

tection and adjustment of micromotors is carried out by the electronic control itself, which allows detecting any micromotor, including those of the “brushless” type.

Dimensions: (H) 585 x (W) 210 x (D) 500 mm – 17 kg – 750 W.

► [www.mestra.es](http://www.mestra.es)  
► [info@mestra.es](mailto:info@mestra.es)



[info@tehnodent.com](mailto:info@tehnodent.com)  
[www.tehnodent.com](http://www.tehnodent.com)

We started 37 years ago as the world's first OEM rotor manufacturer — and we're still here, stronger than ever. Our commitment to quality, durability, and precision has made us a trusted partner for professionals worldwide.

We offer long-lasting products, fast and reliable delivery, and competitive prices without compromising on performance. Backed by decades of experience and innovation, we continue to set the standard in rotor manufacturing.

Visit our website and experience the difference.

**Our quality. Your success.**

# exocad Presents Numerous New Products, Services and Features at the International Dental Show in Cologne

## **AI-generated crowns, photorealistic smile visualizations and minimally invasive dentistry in focus**

exocad, an Align Technology, Inc. company and a leading dental CAD/CAM software provider, showcased its latest developments with new AI-enabled services, the upcoming Chemnitz release cycle, and a new concept of minimally invasive dentistry, at the International Dental Show (IDS) 2025, hall 1, booth Ao40/ Co41. The software company unveiled its new testimonial campaign, featuring six renowned dental professionals and dedicated exocad users, and invited interested users to try out the latest software

exocad Credits. The Credits can be purchased through the exocad webshop and/or exocad resellers and utilized via users' my.exocad accounts. Visitors also received a sneak peek of exciting new features of the Chemnitz release cycle.

## **Minimally invasive dentistry on the rise**

During IDS 2025 exocad offered deeper insights into its new approach that brings the worlds of restorative and orthodontics closer together. Expert presenters MDT Steven Campbell, Dr. Eimear O'Connell, and exocad's own Niloofar Sotouhi demonstrated exocad's vision of comprehensive dentistry, combining tooth move-

clinics and labs. For the first time at IDS, visitors tried out the latest software releases at exocad's arcade-style "test-and-try" stations. The exocad application specialist team answered visitors' questions with live tutorials.

## **The voice of the lab at exocad**

*Voices from the Bench* hosts Elvis Dahl and Barbara Warner Wojdan brought their popular dentistry podcast to the exocad booth and captured interviews with visitors and dental experts.

## **Charity initiative and 15<sup>th</sup> anniversary**

Visitors to exocad's booth had the opportunity to buy exocad T-Shirts to again support a dental charity. In 2024, exocad donated 10,000 euros to the Germany-based nonprofit organization Mini Molars Cambodia e.V. that provides dental care to underprivileged children in Cambodia. exocad also celebrated its 15th anniversary at IDS. As part of the celebration, the company introduced a daily "purple hour" to mark the event for visitors at the booth.

exocad names its releases after current EU "European Capitals of Culture" and selected the city of Chemnitz for this year's release cycle.

Additional information is available at:  
**[www.exocad.com/ids](http://www.exocad.com/ids) | [www.exocad.com](http://www.exocad.com)**



features and releases at interactive, test-and-try "ArCADE" stations. Visitors attended lectures from dental leaders and received software demos from exocad application specialists.

"At IDS, we enjoyed showing visitors the innovative AI-enabled services we've designed to enhance productivity and craft compelling smile makeover visualizations that patients value," said exocad CCO and general manager Novica Savic. "At exocad, we are committed to advancing digital dentistry and are always excited to present the exocad community with the latest innovations for cutting-edge CAD designs."

## **New products and services**

At the booth, visitors got to view the new DentalCAD 3.2 Elefsina Feature Release highlights, including TruSmile Video\*, TruSmile Photo\*, and AI Design\*\*. With TruSmile Video\* and TruSmile Photo\*, dental professionals experienced how to generate achievable and highly emotional before-and-after visualizations based on individual tooth setups and treatment plans for increased patient engagement. Visitors also learned how to generate high-quality design suggestions for single unit crowns with the new AI Design\*\* service from within DentalCAD. To use these new services, users can now purchase

ment with restorative treatments in a minimally invasive way, preserving patients' tooth mass.

## **Collaboration is key**

With the new "hero" marketing campaign setting the tone, exocad showed how digital dentistry and teamwork support transformation, putting the focus on collaboration between

\* Early access to TruSmile Video and TruSmile Photo is now available for EU and US users of exocad DentalCAD 3.2 Elefsina (Build 9036 or later), with my.exocad integration and the Smile Creator Module.

\*\* Early access to AI Design is now available for EU and US users of exocad DentalCAD 3.2 Elefsina (Build 9036 or later), with my.exocad integration.





# JOIN THE DIGITAL DENTISTRY REVOLUTION



HEROES  
OF DIGITAL  
DENTISTRY

**Unlock your potential and become a hero of digital dentistry!**

With our powerful software solutions *DentalCAD®*, *exoplan* and *ChairsideCAD*, you'll gain the precision, speed and flexibility to take your CAD design and implant planning skills to superhero levels. Let streamlined workflows, more predictable results and truly satisfied patients grow your business.

**Imagine the CADabilities!**

**exocad**



# Handpiece & unit parts



**spirodental**

Proud partners of  myonic 

Register now  
and search  
our increasing  
assortment!



**All types of ball bearings**

**2500 compatible parts for OEM brands**

**Unit hoses and aspiration parts**

**Worldwide and 24h EU delivery**

**Repair tools, chemicals & instruments**

**Development & production**

**Turbine, contra-angle, motor & syringe parts**

**99% of parts on stock**



SPIRO d.o.o., Velika pot 24, 5250 Solkan, Slovenia



[www.spiroteh.com](http://www.spiroteh.com)



[info@spiroteh.com](mailto:info@spiroteh.com)





# Strategic Partnership: Infodent International and Inside Dental Technology (Conexiant) Elevate Global Dental Marketing

Infodent International and Inside Dental Technology (Conexiant) have joined forces to enhance communication, marketing, and distribution strategies in the global dental and medical sectors. This collaboration brings together Infodent International's expertise in B2B and B2C marketing with Conexiant's leadership in digital advertising, content, and technology solutions.

Since 1994, Infodent International has been a leading publishing house and marketing agency specializing in helping manufacturers find dental and medical distributors worldwide. By leveraging a 360-degree marketing approach, Infodent maximizes business opportunities through three key communication channels: digital platforms, international

al events, and specialized publications. Services such as direct email marketing, video production, website and app development, and 3D animation enable companies to strengthen their brand presence globally. Additionally, Infodent organizes co-exhibitions, courses, webinars to create customized promotional strategies. Its widely recognized B2B and B2C publications include Infodent International, inews AEEDC, inews IDEM, inews IDS, Infomedix International, ImplantBOOK and Infomedix Odontoiatria Italiana.

On the other hand, Conexiant brings over 25 years of experience in medical knowledge dissemination, consolidating the strengths of leading legacy businesses such as Pentavision, Harborside, Aegis Dental Network, Broadcast Med,



and Digitell. With an audience of over 2.8 million verified healthcare providers and more than 1.5 million hours of healthcare education delivered, Conexiant has established itself as a key player in optimizing communication strategies for top-tier medical institutions, including over 60% of US News-ranked top hospitals. As the first company to broadcast a live surgery, Conexiant continues to pioneer innovative healthcare communication solutions.

By combining their expertise, Infodent International and Inside Dental Technology (Conexiant) aim to provide unparalleled marketing, content distribution, and business expansion opportunities for companies in the dental and medical fields. This partnership strengthens their commitment to driving growth and innovation in the global healthcare industry.

## Product iNavigator Your Research Guide to Dental Lab Technology

Innovations in materials and processes are revolutionizing the manufacturing of restorative dental prosthetics. By understanding and utilizing these advancements, dental laboratories can enhance their services, effectively meeting and surpassing the expectations of dentists and their patients. For laboratory owners and managers, adopting the latest technological and material developments not only improves efficiency but also elevates the standard of care in restoring patients' oral health.



Before investing in new technology, it is crucial to conduct thorough research. The curated charts and resources in this special section of Infodent International magazine are designed to streamline the decision-making process.

Additionally, beyond the printed content in the following pages, an extensive range of information is available online at <https://insidedentaltech.com/idtnav2024>, ensuring you gain a comprehensive understanding of the innovations that can drive your laboratory forward.

We hope this guide—both in print and online—serves as a valuable resource in navigating the evolving landscape of dental technology, empowering you to make well-informed decisions.



# DESKTOP SCANNERS

COMPANY	3Shape	3Shape	Amann Girrbach	Amann Girrbach	Argen
					
Product	E4 Scanner	F8 Scanner	Ceramill Map FX	Ceramill Map 600+	Argen F8 Scanner
SPECIFICATIONS					
Processing Technology	Blue LED	Blue LED	Blue LED	Blue LED	Blue LED
Number of Scanning Axes	3	3	2	3	3
Scanning Accuracy	4 µm	4 µm	4 µm	4 µm	4 µm
Scanner File Output	Proprietary, STL	Proprietary, STL	STL, PLY	STL, PLY	Proprietary, STL
SCAN CAPABILITY					
Single Die	•	•	•	•	•
Multiple Dies Simultaneously	•	•	•	•	•
Multiple Dies Individually	•	•	•	•	•
Full-Arch Model	•	•	•	•	•
Two Full-Arch Models	•	•	•	•	•
Wax-up	•	•	-	•	•
Bite Registration	•	•	•	•	•
Opposing Arch	•	•	-	•	•
Sectioned/Trimmed Model	•	•	•	•	•
Impression	•	•	•	•	•
Implant Abutment	•	•	-	•	•
Other	Transfer plate option	Dual model scanning in one workflow	Auto-articulation, automatic sectional plane	Full articulator scan	Dual model scanning in one workflow
SCAN TIME (MINUTES:SECONDS)					
Single Die	-	-	-	0:04	-
3-Unit Bridge	-	-	-	-	-
Full-Arch Model	0:09	0:09	0:10	0:18	0:09
Bite Registration	-	-	-	-	-
Opposing Arch	-	-	-	0:18	-
Sectioned/Trimmed Model	-	-	-	-	-
Unsectioned Model	-	-	0:10	-	-
Impression	0:45	0:45	-	-	0:45
Triple Tray Impression	-	-	-	-	-
Implant Abutment	-	-	-	-	-
PRICING					
Suggested Retail Price (U.S. price)	-	-	\$10,788	-	-
Yearly Software Fee	Optional	Optional	-	Yes	-
Warranty	1 - 5 years	1 - 5 years	1 - 3 years	3 years	-
In-House Training	-	Extra Fee	Extra Fee	Extra fee	-

COMPANY	Argen	Dentsply Sirona	Shining 3D	Zahn Dental	Zahn Dental
					
Product	Argen T710 Scanner	inEos X5	AutoScan DS-EX Pro(H)	Novux F8	Novux E4
SPECIFICATIONS					
Processing Technology	Blue LED	Blue LED	Structured Light	Blue LED	Blue LED
Number of Scanning Axes	3	5	3	5	3
Scanning Accuracy	4 µm	-	8 µm	4 µm	4 µm
Scanner File Output	STL, OBJ, PLY	Proprietary, STL	STL, OBJ, PLY	Proprietary, STL	Proprietary, STL
SCAN CAPABILITY					
Single Die	•	•	•	•	•
Multiple Dies Simultaneously	•	•	•	•	•
Multiple Dies Individually	•	•	•	•	•
Full-Arch Model	•	•	•	•	•
Two Full-Arch Models	•	-	•	•	•
Wax-up	•	-	•	•	•
Bite Registration	•	•	•	•	•
Opposing Arch	•	•	•	•	•
Sectioned/Trimmed Model	•	•	•	•	•
Impression	•	•	•	•	•
Implant Abutment	•	•	•	•	•
Other	Denture	-	Triple tray, All-in-one, Articulator	Dual model scanning	Transfer plate option
SCAN TIME (MINUTES:SECONDS)					
Single Die	0:08	1:00	0:18	-	-
3-Unit Bridge	0:16	2:00	0:18	-	-
Full-Arch Model	0:08	3:00	0:14	0:09	0:09
Bite Registration	0:08	1:00	0:07	-	-
Opposing Arch	0:08	1:00	0:18	-	-
Sectioned/Trimmed Model	0:08	1:00	0:18	-	-
Unsectioned Model	0:08	1:00	0:14	-	-
Impression	0:45	1:00	1:00	0:45	0:45
Triple Tray Impression	1:30	-	0:53	-	-
Implant Abutment	0:08	1:00	0:28	-	-
PRICING					
Suggested Retail Price (U.S. price)	-	\$19,990	\$6,999	-	-
Yearly Software Fee	No	No	No	Optional	Optional
Warranty	1 year	3 years	1 year	1 - 5 years	1 - 5 years
In-House Training	Included	First purchase	Included	Included	Included

source: Inside Dental Technology, November/December 2024, <https://sc-pagepro.mydigitalpublication.com/publication/?i=835411>

# Impulses, Innovations, IDS: Leading Global Trade Fair Guides the Dental World Into the Future

- **135,000 visitors from 156 countries. Over 15 percent increase in the number of visitors**
- **High level of internationality, quality and motivation on both the exhibitor and visitor side**
- **Willingness to invest meets innovative power**
- **IDS underlines Germany's role as the driver of the dental industry**

The international Dental Show 2025 was more than just an industry meeting point for many people concerned - it stood for a joint step forwards into a future-looking, increasingly digitalised and connected dental world. The immense joyful anticipation among the companies, dental practices and laboratories was clearly tangible in the exhibition halls: People met people, ideas and solutions were discussed and exchanged in the course of personal dialogues. Furthermore, a high level of internationality characterised the overall picture in the halls - the worldwide dental industry was visibly represented both in terms of the exhibitors and the visitors.

More than 2,000 companies from over 60 countries presented a comprehensive offer of dental medicine and dental technology products - with visibly higher motivation and professional depth and diversity. The more than 135,000 visitors from 156 countries encountered this commitment with openness and willingness to invest. In spite of geopolitical uncertainties and economic challenges, the number of trade visitors rose by more than 15 percent compared to the previous event - with particularly strong growth from Germany. As such, this year's trade fair demonstrated what is possible when the industry comes together.

In this way, the 41st IDS came to an end on 29 March 2025 with a convincing overall result that not only exceeded the key figures of IDS 2023, but which also confirmed its claim of being the international benchmark in quality, reach and professional relevance. It became apparent once more: Germany is a key innovation hub of the dental world - and here the trade fair location Cologne

serves as an active driving force for the future of the industry.

"IDS has fortunately clearly exceeded our expectations once again. Overall, we are observing that the German dental industry is very well-positioned in terms of the international competition and is an innovation leader. This is also reflected by the high interest in innovative products and system solutions. IDS is the beacon for the global dental industry," said Mark Stephen Pace, Chairman of the Executive Board of the Association of the German Dental Industry (VDDI).

"IDS 2025 was a total success in every respect. It showed that Cologne is not only the home of the dental industry, but also a place where the future is shaped. As the leading global trade fair, it is both the showcase and driver - for sustainable progress, the quality of the supply and for global partnerships," added Oliver Frese, Chief Operating Officer of Koelnmesse.

With digital tools like the IDS app and IDSconnect as well as targeted formats for young skilled workers, IDS 2025 once again satisfied the demands of a modern, connected dental world. Hence, the leading

global trade fair not only served as a showcase for innovations, but also as a platform for an exchange across several generations and borders.

## Encounter and vision: BZÄK and VDZI praise IDS 2025 as a platform for exchange and shaping the future

In times when technological progress and digital solutions are advancing rapidly, it is more important than ever for us to work together as a dental community. IDS offers us the opportunity for exchanging examples of best practice so that our patients continue to have access to close-to-home and low-threshold dentistry in the future," summed up Prof. Dr. Christoph Benz, President of the German Dentists Association (BZÄK).

Scan the QR Code for the full article





# Amann Girrbach AG - 15 Innovations, One Mission: The Future of Digital Dental Technology Today

*Amann Girrbach inspired visitors at IDS 2025 with 15 pioneering innovations and an impressive trade show presence. The company has been shaping the development of digital CAD/CAM technology for over two decades. The company focused on the new generation of Ceramill production units, innovations in Zolid zirconia and practical solutions such as Artex Print&Click - all developed to make everyday work more efficient, precise and economical. Amann Girrbach remains true to its promise: to create open, future-proof systems that grow with the requirements of modern dentistry.*

## The new Ceramill workflow

As part of the Ceramill software upgrade 4.8, the Ceramill workflow has been completely redesigned, redefining the link between practice and laboratory. From simple single-tooth restorations to complex restorations, this system grows with the user's skills and offers both guided simplicity and room for extensive flexibility and customization options.

Two predefined workflows are available: The Easy workflow is designed for beginners who want to focus on the esthetic design of crowns and bridges, while the Detailed workflow offers experienced users maximum control and flexibility. Both workflows can be combined flexibly. Beginners have the option of adding individual steps from the detailed workflow, while experts can automate certain functions to save time.

## Automated transfer of intraoral scanner data

The Ceramill software and devices offer more than just compatibility with existing intraoral scanners. Amann Girrbach enables the highest level of automation and intelligent data transfer in modern digital dentistry. With the new Ceramill Connection Guide, the transfer of scan data from the world's most popular intraoral scanner solutions is automated. This makes time-consuming manual processes a thing of the past, significantly simplifying the workflow and minimizing potential sources of error.

## CAD/CAM portfolio expansion

The comprehensive production portfolio offers the right solution for every need - regardless of space, infrastructure or production requirements.

Three units have been added to the portfolio: The new Ceramill Motion 3 Air with proven hybrid milling technology impresses with its integrated compressor, intuitive user interface and guided workflows - a simple plug & play solution for dental practices and laboratories.

The Ceramill Matron Core offers users maximum precision and stability, especially in metal processing, and combines the reliable performance of the original Ceramill Matron with a compact design without a blank changer.

The range is complemented by the Ceramill Matik Dry, a new version of the automated production center that has been specially developed for dry milling applications with zirconium oxide and PMMA materials and features a blank changer with 36 compartments for continuous production.

## Always up to date

The Ceramill Go app enables seamless monitoring and control of milling production via smartphone or tablet. With HD live streaming, real-time status updates and RFID scanning, users can efficiently keep full control.



Another innovation is Artex Print&Click, which revolutionizes the articulation of 3D-printed models in the Artex articulator: Thanks to magnetic fixation and reusable model base plates, the use of tools and plaster is no longer necessary, saving material and optimizing the workflow. Both innovations are seamlessly integrated into the digital Ceramill workflow and greatly ease everyday work.

Scan the QR Code for the full article



# Henry Schein Showcasing a Selection of the Company's Comprehensive Solutions for Oral Health Professionals at the 2025 International Dental Show

**HENRY SCHEIN®**  
SOLUTIONS FOR HEALTH CARE PROFESSIONALS

## Media roundtable sessions

At Koelnmesse, Henry Schein presented **"Conversations with Henry Schein: Exploring the Present and Future of Oral Health"**, a series of roundtable discussions with members of Henry Schein's leadership team. The invitation-only events, designed for dental trade media, covered an array of topics and shared insights concerning where the dental industry has been, where it is now, and where it is heading.

On Tuesday, 25 March 2025, Stanley M. Bergman, Chairman of the Board and Chief Executive Officer of Henry Schein, Inc., and Andrea Albertini, Chief Executive Officer, Global Distribution and Technology, Henry Schein, Inc., hosted **"A Look Back, A Look Forward: A Decade of Digital Dentistry"**. At IDS ten years ago, Henry Schein provided the media with a global perspective on how digital dentistry would impact dental practice. This year, Mr. Bergman and Mr. Albertini reviewed how digital dentistry has progressed within practice care, along with the future digital trends shaping the industry and how Henry Schein continues to bring forward new innovation. Henry Schein also demonstrated to the media its **"Digital Workflow: 3-Click Dentistry"** approach, featuring advanced digital workflow solutions and how those solutions integrate seamlessly into each step of the patient journey.

Henry Schein also invited dental trade media to a panel discussion and to participate in a roundtable conversation with leaders from Henry Schein, Henry Schein One, and FDI World Dental Federation (FDI) to reveal for the first time the results of **FDI's Integrated Electronic Health Records Project**. This event coincided with the launch of FDI's Consensus Statement, a collaborative document developed by an array of global dental and medical leaders that presents eight core patient health indicators that should be integrated into and shared across electronic health records (EHRs). This multi-year project seeks to develop baseline uniformity on patient data sharing, representing a major step towards person-centered health care.

FDI's Integrated Electronic Health Records project is supported by Henry Schein and Henry Schein One.

## Selection of comprehensive health care solutions to help dental professionals operate successfully and deliver high-quality patient care

At Henry Schein's exhibition booth in Hall 4.1, Stand A-090 and Stand A-008, the Company displayed its expansive portfolio of products and solutions designed to help oral health professionals enhance practice efficiency and the patient experience. IDS visitors could explore Henry Schein's lineup of products, services, and solutions which help optimize the different steps of the practice workflow. Under the theme **"Because so many rely on your team, you can rely on us"**, Henry Schein presented business solutions to help dental professionals grow the practice, clinical solutions to help improve patient outcomes, technology solutions to make a practice more efficient, and supply chain solutions that deliver the right products at the right time.

Among the showcased product selection were:

- innovative orthodontic treatment solutions,
- endodontic products,
- dental handpieces, instruments, small equipment, and repair service,
- 3D printing and dental laboratory solutions,
- minimally invasive whitening and restorative solutions, and
- a broad range of Henry Schein Brand consumable products.

Scan the QR Code  
for the full article



The speakers at the "A Look Back, A Look Forward: A Decade of Digital Dentistry" media briefing

# FDI World Dental Federation Launches Global Call for Integration of Oral Health into Electronic Health Records

**HENRY SCHEIN®**  
SOLUTIONS FOR HEALTH CARE PROFESSIONALS



**New Consensus Statement outlines strategies to unify dental and medical health records. Integration aims to improve patient care, streamline health systems and support global health policy goals**

During the International Dental Show (IDS), Henry Schein, together with FDI World Dental Federation, hosted a media briefing to reveal, for the first time, the results of FDI's Integrated Electronic Health Records Project. This event coincided with the launch of FDI's Consensus Statement, a collaborative document developed by an array of global dental and medical leaders that presents eight core patient health indicators that should be integrated into and shared across electronic health records (EHRs), an initiative that aims to drive innovation and is a major step toward person-centered health care.

On 24 March 2025, the FDI World Dental Federation released a landmark Consensus Statement on Integrated Electronic Health Records (EHRs), urging health systems worldwide to embed oral health into broader digital health infrastructures. The statement identifies eight core oral health indicators that should be routinely shared and outlines a strategic framework for uniting dental and medical records to deliver more holistic, person-centred care.

"Oral health is a crucial component of overall health, yet oral health indicators are often excluded from electronic health records. Integrating these indicators into EHRs can significantly improve diagnoses, treatment coordination, medication management and patient outcomes, while also strengthening interprofessional collaboration," said FDI President, Dr Greg Chadwick.

Developed by global experts, the eight key indicators include periodontal disease, caries, oral cancer screenings, oral health status, medical devices and implants information, prescription data, allergy information, and radiographic imaging. Given that poor oral health can significantly impact overall health – including chronic conditions like diabetes –

integration ensures it is no longer treated in isolation. This approach enables patients to receive more coordinated, timely, and personalized care, with reduced risk of errors, better disease prevention, and improved outcomes.

FDI's Integrated Electronic Health Records project is supported by Henry Schein and Henry Schein One. David Kochman, Chief Corporate Affairs Officer, Henry Schein, echoed the importance of cross-sector collaboration stating: "Henry Schein and Henry Schein One are pleased to be leading support of FDI's important initiative to develop a baseline standard of patient health information sharing." Dr Ryan Hungate, Chief Clinical and Strategy Officer at Henry Schein One continued "Creating a common language for electronic dental and medical record integration enables clinicians to collaborate more effectively and efficiently in adopting systemic healthcare approaches, ultimately improving global patient care, and we are excited to continue pioneering as we utilize the Consensus Statement's standards."

The report also addresses current challenges, including standardization, interoperability, data security, cost barriers, and international coordination, while outlining strategic solu-

tions for implementation. With global health policy shifts already underway, the Consensus Statement explains why the opportune moment is now to establish a baseline standard for the patient data fields to be integrated between digital healthcare systems.

**Media Contact:** Charanjit (Chaz) Jagait, PhD, FDI Public Health, Advocacy and Communications Director  
Mob.: +41 79 796 76 13;  
Email: [cjagait@fdiworlddental.org](mailto:cjagait@fdiworlddental.org)

**About the Integrated Electronic Health Records project supported by Henry Schein**  
<https://shorturl.at/b2YT2>

**Read the Consensus Statement:**  
<https://shorturl.at/X5bS2>

**For full video presentation:**



From left: David Kochman, Chief Corporate Affairs Officer at Henry Schein, Inc; Dr. Greg Chadwick, President of FDI World Dental Federation; Dr. Piret Väli, Member of the Integrated Electronic Health Records Project Task Team, representative of the Board of the Estonian Dental Association, and past Vice-President of the Council of European Dentists (CED); and Dr. Ryan Hungate, Chief Clinical and Strategy Officer at Henry Schein One.



# Dentsply Sirona at IDS 2025: Experience the Power of Connected Dentistry



*Redefining digital dentistry through cloud based and AI enhanced workflows enabled via seamless connectivity, Dentsply Sirona showcased new standards for efficiency and patient care at the International Dental Show in Cologne, Germany, from March 25 to 29, 2025. Visitors were invited to experience the next era of Dental Solutions, where innovation meets connectivity.*

Dentsply Sirona, the world's largest diversified manufacturer of professional dental products and technologies, made a powerful impact at the International Dental Show (IDS) 2025 in Cologne, Germany. "Experience the Power of Connected Dentistry" is not just a motto; it represents a commitment to shaping the future of patient care with intelligent, data-driven solutions—delivering smarter workflows and enhanced collaboration.

At IDS 2025, Dentsply Sirona has again moved beyond products to present a connected future where technology, AI-powered tools<sup>1</sup> and cloud-based collaboration redefine what's possible in modern dentistry. With the DS Core platform as the foundation, the Company is setting new benchmarks for efficiency, precision, and seamless workflows.

## Dentsply Sirona's Smartest CBCT Yet-Ready for Connected Dentistry

DS Core serves as the foundation of connected dentistry, integrating imaging, diagnostics, treatment planning, and collaboration into seamless, cloud-powered workflows<sup>1</sup>. By eliminating inefficiencies and centralizing patient data, DS Core empowers dental professionals to enhance productivity, improve patient communication, and expand their service offerings with ease. Whether streamlining everyday workflows or enabling new treatment possibilities, DS Core connects practices, partners, and technology to drive the future of digital dentistry.

Dentsply Sirona's premium 3D imaging solutions like Orthophos SL or Axeos, now enhanced by DS Core and Primary Storage, help dentists expand their treatment options and elevate their patients' experience with confidence and ease. Designed for simplicity and optimal workflow integration, they are flexible and constantly evolve to help drive long-term practice growth.

For the first time, Dentsply Sirona will showcase DS Core Diagnose features<sup>1,2</sup>, including its newest, cloud-based diagnostic viewer<sup>1</sup>, which creates a new level of flexibility in diagnosing Dentsply Sirona X-Ray

data anywhere, from any device, and helps lower IT costs. IDS attendees also got an exclusive look at Smart View<sup>1,3</sup>, an AI-powered tool for 3D segmentation of anatomical structures such as teeth, bone, and nerve canals, for the purpose of patient communication. From improved diagnostics to streamlined teamwork and elevated patient consultation, these breakthroughs in DS Imaging with DS Core aim to set new standards in digital dental imaging.

## Connected imaging and scanning to shape the industry

At IDS 2025, Dentsply Sirona demonstrated its position as the leader in digital dentistry again, reaching beyond X-Ray and CBCT. Numerous additional innovations were showcased, all within an integrated, digital ecosystem. Key highlights at IDS 2025 included:

### - Primescan® 2 powered by DS Core<sup>1</sup>:

The first cloud-native intraoral scanning solution stands for simplicity and versatility, allowing practitioners to scan anytime, anywhere, and delivering unparalleled flexibility and precision due to direct-to-cloud scanning.

- **First-of-its-Kind Dental-dedicated MRI (ddMRI)<sup>2</sup>:** Being developed by Dentsply Sirona and Siemens Healthineers, together with leading scientists in Europe and the US, this revolutionary imaging technology is expected to expand dentomaxillofacial diagnostic capabilities, potentially offering soft tissue contrast through radiation-free imaging. With DS Core enabling MRI data sharing to facilitate peer-to-peer collaboration, this breakthrough technology is planned to be another complementary addition to Dentsply Sirona's advanced imaging portfolio.



Scan the QR Code for the full article





# Align Technology at the IDS: Innovative Solutions for Dentists Transparent Aligners and Intraoral Scanners that Help Increase Clinical Safety, Efficiency, and Patient Satisfaction

The success of a dental practice largely depends on three key pillars: outstanding clinical outcomes, increased practice efficiency, and an optimised patient experience. Align Technology, the pioneer in clear aligner technology, has been supporting more than 18.9 million patients worldwide<sup>1</sup> with the Invisalign® System for over 27 years and offers dentists a comprehensive portfolio of products and services that complement these pillars.

Delegates to the IDS 2025 in Cologne were invited to visit Align Technology's booth (Hall 1.2, Stand A050/59/C51) and discover how its solutions, working seamlessly together in the Align Digital Platform™, will help shape the future of dentistry.

## Exceptional clinical outcomes

The Invisalign System is the most advanced clear aligner system on the market and has been clinically proven to deliver more predictable clinical results. With the combination of three integrated proprietary innovations, the Invisalign System is able to deliver more predictable tooth movement<sup>2</sup>: Invisalign SmartTrack™ material, SmartForce™ features and SmartStage™ technology<sup>3</sup>. With the Invisalign Go portfolio designed for general dentists, simple to moderate malocclusions and pre-restorative cases can be treated effectively.

The ClinCheck® treatment planning software is used by trained doctors to precisely plan and visualise projected Invisalign treatment outcome. A dedicated team of highly qualified Align staff is available to provide continuous clinical support to dental professionals, and to assist them in the treatment planning creation process. In addition, Align promotes doctor education through a wide range of training formats - digital, in-office or live - attended on average by over 45,000 clinicians in the EMEA region each year.

## Increased practice efficiency and development

For patients who are looking for the right solution to straighten their teeth, Align of-

fers valuable support: the company invests on average 250 million US dollars annually in brand awareness campaigns. This opens up excellent opportunities for dental practices to position themselves in the market.

With tools such as Invisalign® Outcome Simulator, patients can visualise their future smile - a decisive factor in the decision-making process. Compared to conventional fixed appliances, the Invisalign System also reduces the need for practice appointments by up to 30 percent and cuts chair time by a third<sup>4</sup>.

Now, every practice has different needs. Invisalign providers receive support that is tailored to the respective practice situation and thus promotes growth in the dental practice. The focus is on clinical excellence, practice digitisation, patient engagement and practice efficiency.

## Optimised patient experience

The patient is at the center of all our efforts developing Invisalign clear aligner therapy. The comfortable design of the transparent Invisalign aligners ensures that treatment interferes as little as possible

align™

\* invisalign® | i!ero® | exocad®

with everyday life. The ability to remove them at any time and the faster treatment compared to traditional braces can make the Invisalign System a treatment of choice for adults and teenagers.

Treatment with the Invisalign System can be integrated into holistic dentistry, which combines oral health, function and aesthetics, thus providing the basis for a minimally invasive approach.

Scan the QR Code  
for the full article



# SprintRay Expands Digital Dentistry Portfolio in Europe with Midas

## Digital Press and New Material Innovations at IDS 2025



*SprintRay, a global leader in digital dentistry solutions, debuted new expansions to its digital dentistry portfolio at the International Dental Show (IDS) 2025. Highlights include the European launch of the Midas Digital Press 3D printer and the expansion of the Digital Print product line with next-generation sports guard and accessory kits, enabling faster printing speeds and multi-material workflows. These advancements underscore SprintRay's commitment to enhancing patient care and practice efficiency through digital-first solutions.*

### Midas Digital Press Expands to Europe

As a pioneer in immediate dental restorations, SprintRay is introducing the revolutionary Midas Digital Press 3D printer to the European market. Powered by Digital Press Stereolithography (DPS), Midas is the first 3D printer capable of processing ultra-viscous materials, unlocking unprecedented strength, esthetics, and efficiency in dental restorations. With SprintRay Ceramic Crown and OnX Tough 2 resin capsules, Midas can print up to three crowns, six inlays/onlays, or nine veneers in a single

10-minute cycle. Combined with SprintRay AI Studio design software, this technology enables faster, more precise, and fully integrated restorative workflows. "We are excited to introduce the Midas Digital Press restorative workflow with SprintRay ceramic-filled resins to the European market, transforming the way dental professionals deliver single-unit definitive restorations," said Amir Mansouri, Ph.D., CEO and co-founder of SprintRay. "In the United States alone, more than 70,000 restorations have been successfully 3D printed with Ceramic Crown resin in the past 24 months, with clinicians reporting superior fit and restoration quality compared to traditional milling. We look forward to extending these benefits to more dentists and patients worldwide."

### Expanding the Digital Print Portfolio in Europe

SprintRay's Digital Print product line delivers high-accuracy, high-throughput 3D printing solutions tailored for dental clinics and labs. The SprintRay Pro 2, introduced in 2024, has redefined efficiency in

dental printing, and at IDS 2025, SprintRay unveiled the Pro 2 Duo Kit, a patent-pending dual-resin printing system. This breakthrough allows dental professionals to print two different resins simultaneously, accelerating production for full dentures, splints, and other high-demand applications.

Further expanding the portfolio, SprintRay will introduce:

- SportsGuard Resin – Available in Crimson Red and Cobalt Blue, offering high performance, custom mouth guards for athletes.
- Direct Print Retainer Resin – Launching in Q3 2025, this new resin enables 3D printing of clear retainers with micron-level accuracy, eliminating the need for traditional thermoforming.

### Ceramic Crown and OnX Tough 2: Coming Soon to Europe

SprintRay's industry-leading Ceramic Crown and OnX Tough 2 resins will soon be available in Europe, pending Class IIa certification under the EU Medical Device Regulation (MDR). Developed at the SprintRay BioMaterial Innovation Lab, these advanced hybrid ceramic restorative resins offer exceptional strength, durability, and esthetics, providing clinicians with the capability of fabricating high-quality, immediate dental restorations. Both resins will be available for use with Midas and Pro 2 3D printers.



Scan the QR Code  
for the full article



# IDS 2025: Straumann Unveils Two Groundbreaking Innovations for Digital Dentistry

At the 2025 edition of the International Dental Show (IDS), Straumann Group reaffirmed its role as a pioneer in dental innovation by unveiling two major advancements poised to transform clinical practice. Leading the way is the **Straumann Falcon dynamic navigation system**, a revolutionary solution that combines precision, flexibility, and safety in implantology. Alongside Falcon, Straumann announced a **new strategic partnership with SprintRay**, a leader in dental 3D printing, introducing the **Straumann Signature Midas printer** - a cutting-edge innovation designed to simplify and accelerate chairside restoration production, fully integrated into Straumann's digital workflow.

In recent years, the quality of dental implant procedures has come under increasing scrutiny. According to an analysis by the Italian Society of Periodontology and Implantology (SIdP), **4 out of 10 implants are improperly positioned**, significantly affecting the treatment's success and longevity. The demand for safer, more predictable solutions has thus become a top priority for dental professionals.

## Straumann Falcon: the new frontier in implant surgery

The **Straumann Falcon** - the first MDR Class 2A certified dynamic surgical navigation system - bridges the gap between static guided surgery and freehand techniques, blending the precision of the former with the flexibility of the latter. Currently, 80% of dentists perform implant procedures freehand, even though they acknowledge the benefits of prosthetically guided surgery. However, static surgical guides are often cumbersome and invasive. Falcon overcomes these limitations with real-time dynamic navigation that allows the clinician to adapt on the fly during procedures.

The system uses a high-resolution optical camera to track the movement of both instruments and the patient's jaw in real time, providing immediate visual feedback on drill angulation and depth. This enhances precision and improves safety in critical areas—such as the posterior mandible—by reducing the risk of damaging the alveolar nerve.

One of Falcon's standout features is its **compact, ergonomic design**, making it highly manageable and suitable even for small practices. The marker has also been downsized to ensure improved operating comfort.

Falcon integrates seamlessly into Straumann's digital ecosystem. It connects directly with **coDiagnostiX** software, allowing for smooth and precise surgical planning. Moreover, it offers a unique feature: **real-time monitoring of drill wear**, helping prevent bone overheating and reducing the risk of implant necrosis.

From a clinical standpoint, Falcon is a strategic investment. Its technology minimizes long-term costs associated with surgical errors. A poorly placed implant can lead to the need for crown replacement—or even a complete redo of the procedure—with significant financial impact. Thanks to its predictable outcomes and treatment plan validation, Falcon enables clinicians to work more efficiently and with a long-term success perspective.

Another key benefit is **reducing stress and anxiety** for both clinicians and patients. Real-time guidance and improved surgical precision offer a greater sense of safety, enhancing the overall treatment experience.



Following a **Limited Market Release in 2024**, involving over 600 professionals through personalized demos, Falcon has now officially launched, complete with a dedicated training program. Straumann Italy has already trained its first 20 **"Falcon Pioneers,"** who will support clinicians in adopting this new technology and ensure a smooth transition to dynamic navigation.

## Straumann Signature Midas: high-performance Chairside 3D Printing

The second major innovation unveiled at IDS 2025 is the result of Straumann's new collaboration with **SprintRay**, a US-based pioneer in dental 3D printing.

Scan the QR Code for the full article





Form-of-state,  
Parliamentary Monarchy

GDP per capita (current  
US\$), 57,488, among the  
highest in the EU

Sweden joined the E.U. in  
1995, and its population  
recently reached over 10.7  
million people

Located in northern  
Europe, most of its  
population lives in  
southern, coastal, and  
urban areas, while  
the north is sparsely  
populated.

Highest income tax rate in  
the world. More than 57%  
is annually deducted from  
people's incomes.

Higher education is free,  
including medical schools,  
not only to Swedes, but  
also to those who reside  
in the rest of the EU, the  
European Economic Area,  
and Switzerland. Like  
healthcare, it is largely  
financed by tax revenue.

Sweden placed 7<sup>th</sup> out of  
156 countries in the World  
Happiness Report 2019,  
and its healthcare system  
is one of the best in the  
world.

There are no tuition fees;  
a physician can expect an  
average monthly salary of  
77,900 SEK (\$8,500).



# Human Dignity, Solidarity, Cost-effectiveness. Three Basic Principles in Swedish Healthcare

🕒 7'  
Reading time

**Silvia Borriello**  
Editorial Director  
[silvia.borriello@infodent.com](mailto:silvia.borriello@infodent.com)

Despite having the highest taxes in the world, the living conditions and healthcare in Sweden are among the best in the world. Sweden operates on the principle that those who need medical care most urgently are treated first, furthermore, universal coverage and caps on user charges contribute to equity in access and a low level of unmet needs, especially due to costs and travel distance.

The Swedish healthcare system is mainly government-funded, universal, and enrollment is automatic to all legal residents. Its organization is decentralized, nationally regulated, and locally administered,

although private healthcare also exists. The country is divided into 290 municipalities and 21 regional councils. Swedish policy states that every regional council must provide residents with good-quality health and

medical care, and work to promote good health for the entire population. On this regard, the National Board of Health and Welfare (Socialstyrelsen), government agency under the Ministry of Health and Social Affairs, compiles information and develops standards to ensure good health, social welfare and high-quality health and social care for the whole population.

**A distinctive feature of Swedish welfare policy is that it is largely universal, namely, public services and social transfers are designed as social rights that cover the entire population in different life situations, not just vulnerable groups. Consequently, Sweden has a large and comprehensive public sector, with total public expenditure accounting for about half of Sweden's GDP (measured in terms of consumption).** The largest share (38%) comprises transfers to cover social protection (such as old age pensions but also expenses for care for elderly individuals, such as home services and special accommodation). Healthcare is the second largest part followed by education, general public services, and economic affairs. The share of public expenditure in GDP on social protection and healthcare has been quite stable since 2011, and varied between 27.9% and 25.9% (Eurostat, 2022a).

All three levels of government (national government, regions, and municipalities) engage in the healthcare system:

- At the national level, the *Ministry of Health and Social Affairs* is responsible for **overall healthcare policy and regulation and sets budgets for govern-**

**ment agencies and grants to regions,** working in concert with eight national government agencies.

- At the regional level, 21 regional bodies/councils are responsible for **financing and delivering primary and hospital health services** to residents. Regional councils are political bodies whose representatives are elected by region every four years on the same day as national general elections.
- At the local level, 290 municipalities are responsible for **care of the elderly and disabled people, including long-term care, as well as healthcare in schools.** Although in most countries care for the elderly or those who need psychiatric help is conducted privately, in Sweden local, publicly funded authorities are in charge of it.

**Swedish healthcare is thus generous and provides extensive coverage in terms of breadth, scope, and depth, however, there is no predefined benefits package, and services vary to some extent throughout the country because the responsibility for organizing and financing healthcare rests with the regions and municipalities.** Broadly, however, the publicly financed health system covers public health and preventive services, primary care, inpatient and outpatient specialized care, emergency care, outpatient medical devices, dental, mental health, rehabilitation, social services, long-term care, as well as prescription drugs.

Rather the Health and Medical Services Act states that responsible healthcare authorities are obliged to provide care on the basis of need for all residents. **The ethical**

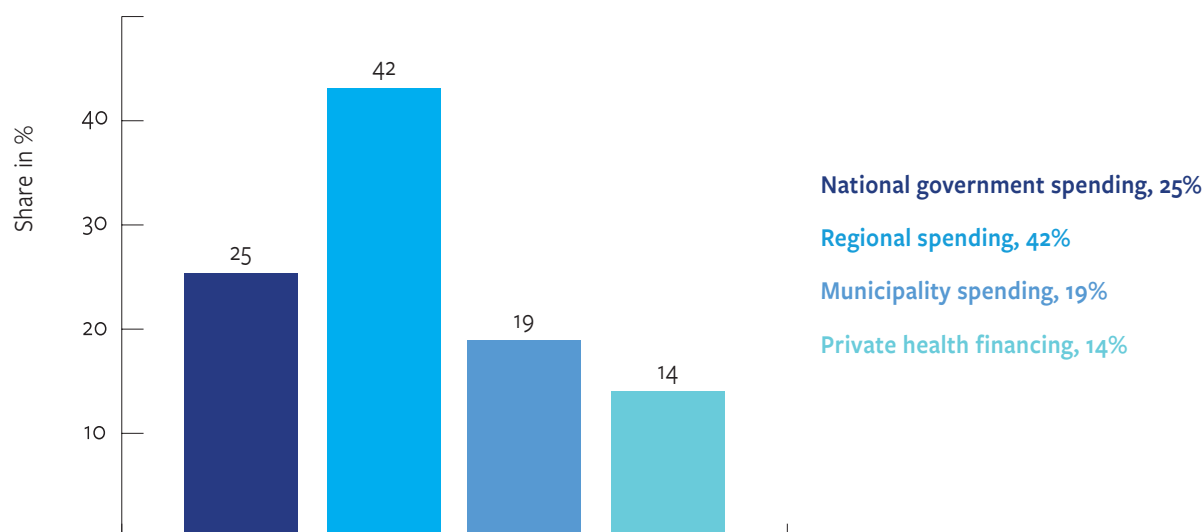
**platform and the general guidelines for priorities in health and medical care on which the parliament has decided, aim to clarify and strengthen the goal of care on equal terms, a principle that has been valued for a long time in Swedish health and medical legislation (Government Bill 1996/97:60).** The ethical platform is deliberately designed not to provide detailed guidance on how healthcare should be delivered and managed, among other things due to regional self-governance. Based on the ethical platform, there are four priority groups to guide decisions about resource use at the political and administrative level as well as in clinical practice:

- Priority group 1: Life-threatening acute conditions, diseases that lead to permanent impairment or premature death without treatment, severe chronic diseases, palliative care and end-of-life care, care of people with reduced autonomy (patients who, for various reasons, find it difficult to assert their right to care and a dignified existence)
- Priority group 2: Prevention, habilitation and rehabilitation
- Priority group 3: Less severe acute and chronic conditions
- Priority group 4: Care for reasons other than illness or injury

Swedish healthcare is predominantly financed by taxation. Public funding comes primarily from regional and municipal taxes, supplemented by the national government grants and by user charges. **Overall, in terms of expenditure, over 86% of the service production is conducted by public providers. Inpatient and outpa-**



## Healthcare Expenditure, Break-down by Government Bodies



**tient specialized care absorbs around two thirds of the funding, where almost all hospitals are public owned and managed. Private care provision is limited to urban areas, mostly in the major cities.** To service its over 10.7 million people, Sweden has 70 regionally owned public hospitals, seven university hospitals, and six private hospitals.

**Although very low and with a price cap, patient fees are charged for almost all types of services and medical products, except for targeted groups, such as children, adolescents, and the elderly; in addition, preventive services, such as maternity care, immunizations, cancer screenings and dental care, up to the age of 19 (as of 1 January 2025. Until 2024 costs were covered up to the age of 23) are free and have no co-payments.** For physical visits and treatments within outpatient care, patients pay flat-rate fees up to a maximum ceiling of 1,300 Swedish kronor (SEK) [118 euros (EUR)] per 12-month period. The level of private cost-sharing is higher for pharmaceuticals, dental care, and

technical devices (dental and pharmaceutical benefits are determined nationally and are subsidized). However, for prescribed pharmaceuticals within the National Drug Benefit Scheme, the share of co-payment decreases up to a maximum cost of SEK 2,600 (EUR 234) over a 12-month period. There is also a co-payment scheme for dental care such that the state covers part of the cost according to the reference price list above SEK 3 000 (EUR 279). As a result, there are relatively few people who forgo care due to patient fees, but this is more common regarding dental care.

Costs for health and medical care as a percentage of Sweden's gross domestic product (GDP) is quite stable, and on par with most other European countries, representing a little over 11% of GDP, ranking fourth in the European Union, higher than the Nordic average (0.9 percentage points higher) and 2.2 percentage points above the EU average. **On average, around 14-16 % of all health expenditures are private; of these, 93% are out-of-pocket. Most out-of-pocket spending is for drugs and**

**dental care.** Private supplemental coverage (VHI-Voluntary Health Insurance) accounts for less than 1 % of total health expenditures, and about 4% of private health expenditure, and is used primarily to guarantee quick access to an ambulatory care specialist and to avoid waiting lists for elective treatment. **In general, all social groups are entitled to the same benefits. Ceilings on out-of-pocket spending apply to everyone, and the overall cap on user charges is not adjusted for income.** To battle its large medical waiting lists, Sweden implemented a 0-30-90-90 rule. The wait-time guarantee, or the 0-30-90-90 rule, ensures that there will be zero delays, meaning patients will receive immediate access to healthcare advice and a seven-day waiting period to see a general practitioner. The rule also guarantees that a patient will not wait more than 90 days to see a specialist and will receive surgical treatment, like cataract removal or hip-replacement surgery, a maximum of 90 days after diagnosis. Sweden's government also committed 500 SEK million (\$55 million) to significantly decrease wait time for all cancer treatments.

	Sweden Average	EU Average	Eu Ranking
Health expenditure per capita (US\$ PPP)	6,347	4,224	7 <sup>th</sup> (lower than Norway (7,168) and Germany (7,037), similar to Denmark but higher than Finland (4,897))
Health expenditure as % of GDP	11%	9.2	4 <sup>th</sup> after Germany (12.8), France (12.2) and Austria (11.5)
Public expenditure on health as % of total expenditure on health	86%	75.1	3 <sup>rd</sup> After Czechia (87.4) and Luxembourg (87.3)

Note: US\$ PPP: US dollars adjusted for differences in purchasing power.

Sources: Statistics Sweden, 2022h; WHO, 2022.



There are both public and private providers of healthcare, and the same regulations apply to both. When regional councils buy services from private healthcare providers, it is based on a model where the healthcare is financed by the council but carried out by the private provider.

**The measures of medical healthcare quality are generally high in Sweden and show a positive trend, with most Swedish patients being satisfied with the quality of care that they receive. Life expectancy in the country is among the highest in the EU and the general**

**health among the population is good. Reports from the WHO and the OECD, among others, confirm that healthcare in Sweden provides good access to high-quality care.** Sweden's life expectancy is 82.4 years old. This surpasses the life expectancies in Germany, the UK, and the United States. Maternal healthcare in Sweden is particularly strong because both parents are entitled to a 480-day leave at 80% salary and their job is guaranteed when they come back. Sweden also has one of the lowest maternal and child mortality rates in the world. Four in 100,000

women die during childbirth and there are 2.6 deaths per 1,000 live births. There are 5.4 physicians per 1,000 people, which is twice as great as in the U.S and the U.K, and 100% of births are assisted by medical personnel.

Challenges in Swedish healthcare relate to long waiting times for elective, specialized services and a lack of continuity of care, particularly in rural areas. Although having a comparatively high equality in health compared with many other EU countries, health gaps and differences in health status exist across different socioeconomic groups.

## Oral Health – Differs from Rest of Healthcare System

There is freedom of choice for patients in the dental care market in Sweden. Dental care is provided by both public and private operators in a competitive market. The National Board of Health and Welfare (*Socialstyrelsen*) standardizes dental care across the country through regulations and general guidelines.

**All dental care for people under the age of 19 is free, and all children visit a dentist regularly. After the age of 19, they no longer qualify for free dental healthcare and must pay out-of-pocket. However, the government pays them annual subsidies, or an allowance, of 600 SEK (\$65) to pay for dental expenses.** In Sweden, the cost of a tooth extraction is 950 SEK (\$103) and the cleaning and root filling for a single root canal costs 3,150 SEK (\$342). If dental care costs total anywhere between 3,000–15,000 SEK (\$326–\$1,632), the patient is reimbursed 50% of the cost. If it exceeds 15,000 SEK, 85% of the cost is reimbursed.

**Preventive dental care for children and young people is the most important task of the Public Dental Service and the regions are responsible for summoning all children**

**and young people (from around 3 years of age) for regular check-ups, advice and, if needed, treatment.** Two thirds of adult dental care within the general allowance is conducted at approximately 3,550 clinics run by the 2,000 private care providers. Financing of dental care for those above 19 years of age differs from the rest of the healthcare system, as the majority is financed out-of-pocket by households and pricing is free, although the Dental and Pharmaceutical Benefits Agency (*Tandvårds- och Läkemedelsförmånsverket*) determines the reference prices for different treatments.

The presence of private providers varies in the country, with the largest share in cities. The largest single private provider, with about 21% of the market, is *Praktikertjänst*, a producer co-operative owned by dentists who are also operationally responsible for clinics. However, the majority of care providers are small and have an annual turnover of less than SEK 5 million (EUR 0.47 million). The Public Dental Service performs approximately one third of adult dental care within the framework of the government dental care support, with about 800 clinics distributed across all regions.

Dental health in the population is developing positively and in 2018, 75% of the population aged 16–84 years experienced good or very good dental health. Swedish dental care generally has a preventive approach, and dentists generally call upon their registered patients for regular check-ups or treatment each or every second year. In 2019, about 77% of the population aged 24 years and over had visited a dentist for a regular check-up during the past 3 years.

The proportion was somewhat higher for those under the age of 24. About 7% of the adult population had only visited a dentist for acute treatment. People with lower education and who are born outside Sweden are more likely to have avoided visiting a dentist for financial reasons compared with those born in Sweden. People with lower education, lower income and who are born outside the EU have fewer remaining and intact teeth, lower self-perceived dental health and are less likely to make regular dentist visits.

Although dental health in general has improved in the population, the share of pre-school children with caries has increased and

V

### Three Basic Principles Apply to all Healthcare in Sweden:

**Human dignity:** All human beings have an equal entitlement to dignity and have the same rights regardless of their status in the community.

**Need and solidarity:** Those in greatest need take precedence in being treated.

**Cost-effectiveness:** When a choice has to be made, there should be a reasonable balance between costs and benefits, with costs measured in relation to improvement in health and quality of life.



www.dentech.com.cn


# The 28<sup>th</sup> International Exhibition on Dental Equipment, Technology & Products

2025.10

23 24 25 26

Shanghai World Expo Exhibition and  
Convention Center | Hall 1&2&4

Visitor Registration



Follow us on



DenTech China



DenTech China



DenTech China

birth and socioeconomic factors have a clear connection with the risk of caries at 6 years of age. Prevention and health promotion are important parts in identifying children at risk of developing illness and such initiatives, in collaboration with several care providers, are under development in many parts of the country, especially in vulnerable areas. The initiative *Increased accessibility in child health*

care (2018–2020) aimed at promoting equal health through support for children with an increased risk of poorer health and dental health. Many regions used subsidies within the agreement to develop collaboration between child healthcare and dental care, which contributed to a form of systematic work with children's oral and dental health that had not existed before.

Dentists are trained at four universities. As for medical school, admission to a university dental school requires graduation from secondary school with subjects that include natural science. The study program lasts for 5 years and includes both theoretical and practical training.

## Prevalence of Oral Diseases, 2019

Prevalence of untreated caries of deciduous teeth in children 1-9 years	Prevalence of untreated caries of permanent teeth in people 5+ years	Prevalence of severe periodontal disease in people 15+ years	Prevalence of edentulism in people 20+ years
38.6%	36.1%	20.5%	11.3%

Data source: Global Burden of Disease Collaborative Network. GBD 2019. Seattle: IHME; 2020.). Taken from: Oral Health Country Profile, WHO

## Economic Impact

Total expenditure on dental healthcare in million (US\$)	3,376
Per capita expenditure on dental healthcare (US\$)	327
Total productivity losses due to 5 oral diseases in million (US\$)	2,253

Data source: WHO; 2019. Taken from: Oral Health Country Profile, WHO

## Oral Health Workforce

	Total No.	Per 10 000 pop.
Dental Assistants and therapists	4,966	4.9
Dentists	8,077	8.2

Data source: The National Health Workforce Accounts (NHWa) data platform, WHO; 2020.  
Taken from: Oral health Country Profile, WHO







17-19 APRIL  
2026

MARINA BAY SANDS, SINGAPORE

# THE LEADING DENTAL EXHIBITION AND CONFERENCE IN ASIA PACIFIC

[www.idem-singapore.com](http://www.idem-singapore.com)

Connect with us



Held in



Supported by



Endorsed by



Organised by



## Availability of Procedures for Detecting, Managing and Treating Oral Diseases in the Primary Care Facilities in the Public Health Sector (2021)

Oral health screening for early detection of oral diseases	available
Urgent treatment for providing emergency oral care & pain relief	available
Basic restorative dental procedures to treat existing dental decay	available

Data source: WHO NCD Country Capacity Survey, NCD CCS; 2021. Taken from: Oral Health Country Profile, WHO

## Oral Health Interventions as Part of Health Benefit Packages (2021)

Coverage of the largest government health financing scheme (% of the population)	Yes
Routine and preventive oral health care	Yes
Essential curative oral health care	Yes
Advanced curative oral health care	Yes
Rehabilitation oral health care	Yes

Data source: WHO Health Technology Assessment and Health Benefit Package Survey; 2021. Taken from: Oral Health Country Profile, WHO

### >> CURIOSITY BOX <<

**Nanna Charlotta Svartz**, (b. 1890, d. 1986) Swedish physician, first female professor at a public university in Sweden. Her research focused on gastrointestinal diseases and rheumatology. On 17 December 1937, she was appointed professor for internal medicine at the Karolinska Institute by government decision and was the first female professor for medicine and at a public university. Before her, only Sofia Kovalevskaya had become a professor in Sweden in 1889, which was only possible because of the university being a private institution. Although she had allies, among others Israel Holmgren, who supported her throughout her career, there were many critics who doubted a woman could be able to be a professor. As she was always one of few women in the positions she worked in, she followed a strict separation of work and private life and adopted certain signs of male professionalism to obtain authority among colleagues and students. She always wore a suit and tie and even hid her pregnancy, only notifying her colleagues after the child was born.

In 1948, she was appointed the first head of the new King Gustaf V research institute (Konung Gustaf V:s forskningsinstitut) at Karolinska hospital, which the King inaugurated himself in the same year. The medicine Salazopyrine was invented by her to treat rheumatism and gastrointestinal diseases in the 1930s. It was Pharmacia's first medical product and sold since the 1940s. It is still in use. She died in 1986 at the age of 96 in Stockholm.



#### Among Main Sources:

-Extracts from: Janlöv N, Blume S, Glenngård AH, Hanspers K, Anell A, Merkur S. Sweden: Health system review. *Health Systems in Transition*, 2023; 25(4): i-198. / Print ISSN 1817-6119 Vol. 25 No. 4

-Oral Health Country Profile, WHO / WHO/UCN/NCD/MND/SWE/2022.1

- The Commonwealth Fund, *International Health Care System Profiles-Sweden*. By Anna H. Glenngård, Lund University School of Economics and Management: <https://www.commonwealthfund.org/international-health-policy-center/countries/sweden>  
<https://sweden.se/life/society/healthcare-in-sweden>

-www.infomercatiesteri.it – Italian Ministry of Foreign Affairs and International Cooperation



# Dental World 2025

International Dental Exhibition & Congress

Meet your future dental dealers  
in Central-Eastern Europe

**10 000**  
visitors

**500**  
manufacturers

**4000**  
congress participants

from **50**  
countries

**16-18 OCTOBER, 2025 – BUDAPEST**

.....

**dentalworld.hu**



# Next Generations: Does Anyone Have a Real Plan For Dentistry?



Gerhard Konrad  
Seeberger  
FDI Past President

*Among all countries that reported confirmed COVID-19 cases to the World Health Organization, Turkmenistan remains the only notable exception. Claiming skepticism about the reliability of this reporting or not doesn't change neither a jot nor a tittle that the whole world faced a pandemic with all its health and economic downsides. Did Turkmenistan, through this denialist approach, really miss a chance for national recovery and resilience in the health sector, in dentistry in particular?*

In Germany larger practices faced more significant economic challenges compared to smaller ones, with average monthly costs increasing sharply across all practice structures.<sup>11</sup> Spanish-speaking Latin American countries reported a high impact on dental care routines, with a significant reduction in patient appointments. In Brazil changes in dental care necessitated greater financial investments in biosafety measures straining dental practices. In the United States practices serving privately insured patients rebounded more quickly, while those serving publicly insured populations faced prolonged economic challenges. In Iran, some recovery was observed over time, but visit rates remained below pre-pandemic levels. In summary, dental professionals in countries with less robust economic support systems or higher reliance on private practice income may have suffered more acutely from the economic downsides following the COVID-19 pandemic.

In the United States there hasn't been a post-pandemic recovery plan for dentists that mirrors the European Union's Next Generation EU plan. Initiatives like the adoption of tele-dentistry to improve access to care for underserved populations, funding for purchasing personal protective equipment (PPE) to ensure the safety of both patients and staff, and strategic plans focusing on strengthening research in oral health, which includes support for dental practices adapting to new challenges post-pandemic of the National Institute of Dental and Craniofacial Research (NIDCR), differ in scope and structure from the EU's comprehensive recovery plan.

The American Rescue Plan Act (ARPA) allo-

cated US\$ 8.5 billion in 2021 to a provider relief fund aimed at supporting rural Medicare and Medicaid. Nevertheless, almost 90% of dentists treating Medicaid beneficiaries kept from treating more patients due to a low reimbursement rate, and nearly 80% cited high appointment cancellation rates, patient no shows, and denial of payment, according to the recently published research brief of the Health Policy Institute of the American Dental Association.

Within the European Union, the following countries, Austria, Belgium, Bulgaria, Czech Republic, Denmark, Finland, France, Germany, Hungary, Italy, the Netherlands, Poland, and Sweden, did not allocate NRRP funding specifically for dentistry. Dentists or oral health could benefit indirectly from general upgrades to primary care or community health facilities, digitalization of health records, but only in some countries, and increased funding for telemedicine or professional training. In Italy and a few other countries, the dental profession has criticized the national plans for the political neglect of oral health - a situation backed by science since almost a decade and a half - despite major health investments and the declared political consensus for implementing the Global Oral Health Action Plan.

*Next Generation EU* (NGEU), is a substantial financial initiative for EU member states to bolster economies and build resilience against future crises. Central to this initiative are the National Recovery and Resilience Plans (NRRPs), which outline each member state's strategy for utilizing allocated funds to address both immediate recovery needs and long-term structural challenges. A significant portion of these plans is dedicated to enhancing healthcare systems. However, the extent to which oral health, dentistry, and related services are prioritized varies across countries.

Only Portugal, Spain, and to a lesser extent Romania and a few Baltic states took clear advantage of the NRRP to support dentistry and oral health in a targeted way. Across the rest of the EU, dentistry was either absent from the plans or indirectly affected through broader health system modernization. The liberal dental profes-

sion largely did not receive direct NRRP funding but may benefit from broader digital and healthcare investments if they are proactive in taking advantage of available resources.

Portugal invested approximately €8.5 million out of €16.6 billion of total NRRP funding (~0.05% of total EU grants/loans) to expand public dental clinics, creating 350 new or upgraded dental offices in primary care (dental voucher) and hiring 180 dentists and 150 dental hygienists by 2026, a modest but clear commitment to "dentistry infrastructure" as part of pandemic recovery.

For the *Component 18: Health System Strengthening*, Spain invested €44 million out of €69.5 billion of total grants in its *Plan de Salud Bucodental*, a part of the *Plan de Recuperación*, to extend public oral care to 7 million of their citizens (~0.06% of total EU grants/loans), and €44 million allocated from the Spanish state budget support the Plan's sustainability. Spain's oral health expansion is one of the flagship health investments of its NRRP and heralded by the government as *one of the great advances in healthcare equity*. This means more public-sector positions (dentists and hygienists), and more children and vulnerable groups gaining access to regular dental care without private costs, following excellently the demands of the UN 2030 Agenda's Sustainable Goal, SDG, 10 Reduced Inequalities, and the principles of Universal Health Coverage, UHC.

Scan the QR Code  
for the full article



**EAO**)))  
EUROPEAN ASSOCIATION  
FOR OSSEOINTEGRATION

JOINT  
MEETING  
—  —

  
**SFPIO**

# MONACO

**THE IMPACT OF TIME  
IN IMPLANT DENTISTRY**

**18 ▶ 20 Sept. 2025**

**REGISTER  
NOW**

**[congress.eao.org](https://congress.eao.org)**





# EFP and Dentaïd Launch Oral Health Throughout Life Campaign to Highlight the Importance of Protecting Gums and Teeth at Every Age

Maintaining oral health throughout life is essential for health, overall well-being and an optimal quality of life. The journey of oral health begins in childhood, where developing healthy habits is key. The first dentist visit should occur when a child's first tooth erupts, with preventive guidance on diet, brushing, and oral care. Studies report that around 50% of children experience tooth decay by toddler age, which can lead to orthodontic issues if primary teeth are lost early (1-2).

Teenagers face unique oral health challenges as they transition to adulthood. Hormonal changes during puberty can lead to increased gum sensitivity, making them more susceptible to gingivitis if oral hygiene is neglected. As independence grows, so does the temptation to skip brushing or indulge in sugary snacks and drinks, which can significantly increase the risk of cavities. In Europe, 77% of adolescents are affected by caries, with 16–19-year-olds having the highest prevalence. Severe gum disease is rare, but 73% of adolescents show gingival bleeding (2-3).

Dental caries remains a significant public health concern among adults aged 20–59, with prevalence rates ranging from 40% to 90% across populations (4). The European Federation of Periodontology (EFP) recommends regular dental check-ups and cleanings at intervals of three, four, or six months, according to individual needs. The relationship between oral health and systemic conditions is also crucial for adults. *“Oral health is related to 57 systemic diseases, the most prominent being diabetes and cardiovascular diseases”*, explains Professor Anton Sculean, chair of the Projects Committee of the EFP. *“Despite the advances*

*in understanding oral diseases, cavities still affect over 50% of children, gingivitis impacts up to 90% of the adult population, and 23% of older adults suffer from edentulism. These figures highlight the importance of understanding how oral health evolves over time (5-7)”*, Sculean notes.

For seniors, age-related changes, medical conditions, and medications present additional challenges. Nearly all adults (96%) over 65 have had cavities, with one in five having untreated tooth decay. Dry mouth (xerostomia) affects one-third of older adults and is often a medication side effect, leading to increased risks of dental caries and infections (8). Polypharmacy, or the use of multiple medications, can further exacerbate oral health problems. To maintain good oral health, seniors should brush with fluoride toothpaste, use interdental brushes, stay hydrated, and visit the dentist at least twice a year. Proper denture care, including nightly removal and cleaning, is also crucial.

To address these diverse challenges, the **Oral Health Throughout Life** campaign has been developed in collaboration with Dentaïd, providing actionable guidance to help individuals maintain healthy smiles at every stage of life, from childhood through the senior years.

According to Manel Vera, CEO of Dentaïd, *“Our mission is to promote and improve people's oral health throughout their lives, based on innovation and continuous research. In addition to researching, developing, and providing solutions tailored to each need, we have a responsibility to raise social awareness about oral health. With this campaign, in collaboration with the European Federation of Periodontology, we aim to provide high-quality, refe-*

*renced information so that people can achieve better oral health, better overall health, and a higher quality of life throughout their lives”*, highlights Vera.

*“Oral health is an essential part of overall well-being, and its importance increases with age”*, says Anton Sculean. *“Periodontal disease is not just a natural consequence of aging, and for both adults and seniors, addressing the challenges associated with aging, chronic diseases, and medications is crucial to preserving oral function, preventing complications, and enhancing quality of life. By promoting regular visits to your dental team, maintaining good oral hygiene, and managing health conditions effectively, individuals can achieve better oral health and improved overall well-being”*, emphasizes Sculean.

## References

1. Dye BA, Hsu KL, Afful J. Prevalence and measurement of dental caries in young children. *Pediatr Dent*. 2015;37:200–16.
2. Skeie, M.S., Sen, A., Dahlöf, G. et al. Dental caries at enamel and dentine level among European adolescents – a systematic review and meta-analysis. *BMC Oral Health*. 2022;22(1):620
3. Brown LJ, Brunelle JA, Kingman A. Periodontal status in the United States, 1988–1991: prevalence, extent, and demographic variation. *Journal of Dental Research*. 1996;75 (Spec No):672–83.
4. Kassebaum NJ, Smith AGC, Bernabé E, et al. Global, regional, and national prevalence, incidence, and disability-adjusted life years for oral conditions for 195 countries, 1990–2015: A systematic analysis for the Global Burden of Diseases, Injuries, and Risk Factors. *J Dent Res*. 2017 Apr;96(4):380–7.
5. <https://www.who.int/publications/i/item/9789240061484>
6. <https://www.who.int/news-room/fact-sheets/detail/oral-health>
7. Monsarrat P et al. Clinical research activity in periodontal medicine: a systematic mapping of trial registers. *J Clin Periodontol* 2016; 43: 390–400.
8. Petersen PE, Ogawa H. Promoting Oral Health and Quality of Life of Older People - The Need for Public Health Action. *Oral Health Prev Dent*. 2018;16(2):113-124

## EFP, global benchmark in periodontology

The EFP (European Federation of Periodontology) is a non-profit organisation dedicated to promoting awareness of periodontal science and the importance of gum health for oral-health professionals and the public. Its guiding vision is “Periodontal health for a better life”. Founded in 1991, the EFP is a federation of 43 national periodontal societies representing more than 16,000 periodontists, dentists, researchers, and oral-health professionals in Europe and around the world. It organises workshops, events, and campaigns grounded in evidence-based science in periodontal and oral health, including EuroPerio (the world's leading congress in periodontology and implant dentistry), Perio Master Clinic, Gum Health Day, and Perio Workshop. The EFP's work in education is also highly significant, notably its 24 accredited university-based programmes for postgraduate education in periodontology and implant dentistry.

[www.efp.org](http://www.efp.org)

## About Dentaïd

A company with a clear purpose: to promote and improve people's oral health throughout their lives through research, dissemination of knowledge and the development of innovative products. The Dentaïd Research Center is located in Spain and is where knowledge is generated, shared with professionals and applied to science-backed oral healthcare solutions. With brands like Vitis®, Interprox®, Perio-Aid® and PHB®, Dentaïd reaches more than 35 million people in 60 different countries.





## World Dental Congress

**4 DAY**  
exhibition

**4 DAY**  
scientific  
programme

**60,000m<sup>2</sup>**  
exhibition area

**35,000+**  
visitors

**8,000**  
delegates

**700+**  
exhibiting  
companies

**100+**  
Worldwide  
speakers

**200+**  
national  
speakers



Early bird registration deadline: **2 June 2025**



See you in  
**SHANGHAI**  
9 - 12 September 2025



# DISTRIBUTORS WALL

## Looking for distributors?

Interested in dealing new products and improve your business? These pages are for you: announcements of companies and distributors searching for each other.

Your next partner is already waiting for you. Write us to be in the next issue\*:

► [classified@infodent.com](mailto:classified@infodent.com)



**New Life Radiology s.r.l.** is a Company with 30 years of experience, whose main activity is the manufacture of devices and the assistance in the field of Dental Radiology.

NEW LIFE RADIOLOGY, ISO 13485 certified, manufactures intraoral x rays, intraoral sensors, phosphor plate scanners, Digital Panoramics and CBCT: all Made in Italy and CE certified products.

► [www.newliferadiology.it](http://www.newliferadiology.it)

► [info@newliferadiology.it](mailto:info@newliferadiology.it)



Are you interested in representing the global leader in pre-sterilized burs? We have been leading the industry with sterile diamonds and carbides and continue to grow every year. We are looking for distributors wanting to represent not only a premium product but a premium brand as well.

If you're passionate about providing safe, effective and superior dental products then we would love to speak with you. For more information visit [www.MicrocopyIntl.com](http://www.MicrocopyIntl.com) or contact [sales@microcopyintl.com](mailto:sales@microcopyintl.com).

► [www.MicrocopyIntl.com](http://www.MicrocopyIntl.com)

► [sales@microcopyintl.com](mailto:sales@microcopyintl.com)



Pilatus Swiss Dental GmbH proudly offers three main NTA Implant systems, backed by rigorous quality control. We are ready to expand to your country and seek long-term collaboration. For further discussion, please contact us at [exportmanager@ntaimplant.com](mailto:exportmanager@ntaimplant.com). We look forward to exploring partnership opportunities.

► [www.ntaimplant.com](http://www.ntaimplant.com)

► [exportmanager@ntaimplant.com](mailto:exportmanager@ntaimplant.com)



**Sabilex** microinjection system for the making of flexible partials and metal free dentures.

We have been a leading manufacturer since 1951 in the dental industry. Get to know our products:

· Fully automatic injection machines

· 6 different types of materials

· Ready to use cartridges

Become our distributor in your country and obtain great benefits!

► [info@sabilex.com](mailto:info@sabilex.com)

► [www.sabilex.com](http://www.sabilex.com)

► [www.facebook.com/SabilexCompany](https://www.facebook.com/SabilexCompany)



**Dental Tech - Dental implant manufacturer for over 47 years.**

We are looking for sales agents in Italy and exclusive distributors in Europe, Asia and Africa of our dental implant systems and biomaterial line.

Our aim is to create and consolidate strong and close long-term relationships with our distributors nationally and internationally.

► [www.dentaltechitalia.com](http://www.dentaltechitalia.com) ► [www.dentaltechworldwide.com](http://www.dentaltechworldwide.com)

► [info@dental-tech.it](mailto:info@dental-tech.it) ► [info@dentaltechworldwide.com](mailto:info@dentaltechworldwide.com)



**Looking for Products**

Infodent International advertisers



**Looking for Distributors**

Infodent International advertisers



**Miscellaneous**

Infodent International advertisers



**Looking for Products**



**Looking for Distributors**



**Miscellaneous**

\*Always free for distributors

All classifieds we receive will be verified. Any fraud or incorrect behaviour will be reported to competent international authorities.

As a consulting agency we can only guarantee the reliability of classifieds carrying our infodent world logo, since they are our customers and we are aware of their proven seriousness



**Tribest** is one of dental disposable manufacturers and exporters in China. Various of products we have ISO, MDR certificate that can help you enjoy one step purchasing to save your time, energy, money. We are looking for exclusive "TRIBEST" brand agent all over the world based on win-win situation. With us your money in safe and your business in safe.

- [www.tribestdental.com](http://www.tribestdental.com)
- [kevin@tribest.cn](mailto:kevin@tribest.cn)
- +86-511-88092762



For over 40 years, **UGIN DENTAIRE** has been developing, manufacturing and distributing products and materials for dental professionals. We have a complete equipment catalogue (ceramic, sintering and burnout furnaces, casting machine) and a wide range of consumables. We intend to give you easier solutions to make your daily work reliable. For any information, please contact us.

- [info@ugin-dentaire.fr](mailto:info@ugin-dentaire.fr) ► [export@ugin-dentaire.fr](mailto:export@ugin-dentaire.fr)
- [www.ugindentaire.fr/en](http://www.ugindentaire.fr/en)



#### ICANCLAVE

We focus on design and manufacture a wide range of autoclaves since many years ago, are looking for partners all of the world. Welcome to working together with you. Please contact us as below:

- [www.icanclave.com](http://www.icanclave.com)
- [sales@icanclave.com](mailto:sales@icanclave.com)



We are a well-known dental distributor company based in Egypt looking for new suppliers all over the world. **Alrwad Dental Import** for industry, import and export medical equipment. Egypt

- [info@alrwadimport.com](mailto:info@alrwadimport.com)



# "German Implant Precision & Performance"



teetanium  
*Trusting in technology*



teebone  
dental implant  
technology



MADE IN GERMANY

[www.medibrex.com](http://www.medibrex.com)
[info@medibrex.com](mailto:info@medibrex.com)





**Thermoplastic Comfort Systems, Inc. (TCS, Inc)** is an ISO 13485 Certified Company, established in the USA. As one of the leading manufacturers of BPA/metal-free flexible partial and full denture resins and equipment, TCS is always looking for new distributors to expand internationally. Contact: Abraham Cortina, VP of Business Development and International Sales, [abraham@tcsdentalinc.com](mailto:abraham@tcsdentalinc.com) for information on becoming a distributor.

► [www.tcsdentalinc.com](http://www.tcsdentalinc.com)  
► [abraham@tcsdentalinc.com](mailto:abraham@tcsdentalinc.com)



**SPIRODENTAL** is looking for new partners worldwide with technical knowledge of handpiece repair. We offer you the opportunity to work with a trustful supplier, get technical support with your repairs and have access to thousands of compatible parts for turbine, contrangle and motor repair.

► [www.spiroteh.com](http://www.spiroteh.com)  
► [info@spiroteh.com](mailto:info@spiroteh.com)



If you are looking for exceptional dental supplies, visit our website: [www.richmondndental.net](http://www.richmondndental.net) to see our comprehensive range of single-use medical devices. From nonwoven sponges and gauze to cotton pellets and dental rolls, Richmond Dental & Medical's quality has been renowned for over a century.

► [www.richmondndental.net](http://www.richmondndental.net)  
► [richmondcsr@sionbrands.com](mailto:richmondcsr@sionbrands.com)



Sami Dent is a trusted supplier of high-quality dental materials and equipment, offering innovative products at competitive prices. Based in Bulgaria, we seek international partners to expand our distribution network. Join us and benefit from reliability, fast delivery, and professional service. **SAMI DENT EOOD** - Bulgaria

► [sami\\_dent@abv.bg](mailto:sami_dent@abv.bg)



Are you interested in selling your products in Canada? Our team will provide success in sales for you. **AuShaw Dental Productions Inc.** - Canada

► [aushaw@rogers.com](mailto:aushaw@rogers.com)



Spanish importer and distributor for more than 26 years, specialised in products and technical support for the digital and traditional dental laboratory, working with brands such as Keystone Ind., N&V, Maestro 3D or our own ZRock Dental.

In continuous search of products for dental laboratories, especially those that offer an improvement in repetitive workflows, increasing quality and/or accuracy.

**Raya Dental - El Depósito** - Spain - +34 957 000 957

► [rafael@raya.es](mailto:rafael@raya.es)



We are looking to represent reputed dental manufacturers in India to supply exclusively to government institutions & colleges. We would be interested in setting up a mutually beneficial program with reputed companies with proper MDR licensing.

**Bensons Surgico** - India

► [bensons@bensonsmedical.com](mailto:bensons@bensonsmedical.com)



My name is Kashif, and I provide high-quality surgical instruments for all types of surgeries. I'd love to connect and be a part of your network. Let's connect!

**Moxie Enterprises Ltd.** - United Kingdom

► [sales@moxient.co.uk](mailto:sales@moxient.co.uk)



#### Looking for Products

Infodent International advertisers



#### Looking for Distributors

Infodent International advertisers



#### Miscellaneous

Infodent International advertisers



#### Looking for Products



#### Looking for Distributors



#### Miscellaneous



We are a Danish based distribution company. Both online and web shop sales and four external sales representatives too.

Feel free to visit: [www.dentalwebshop.dk](http://www.dentalwebshop.dk)

**Weesgaard Dental & kirurgi ApS** - Denmark

► [mw@dentalwebshop.dk](mailto:mw@dentalwebshop.dk)



**IBO**, an european dental abutments manufacturer, is looking for distributors worldwide. Since 2009, We are specialised in design, develop, manufacturing and marketing reliable dental components. Specially focused on CAD/CAM Workflow. High quality medical devices, commitment and service are our hallmarks. Full Prosthetic range compatible with most implant brands! Join us!

► [export@ibodontit.com](mailto:export@ibodontit.com)

► [www.ibodontit.com](http://www.ibodontit.com)



**CINGOL Group** focused on Ergonomics Dental Unit & related Dental Equipment design and manufacture, dedicated to improve dentists work efficiency and patients use experience, products obtained 40 registered invention patents & approved by CE and ISO:13485.

We're looking for DISTRIBUTORS Globally.

► [cingol@cingol.com](mailto:cingol@cingol.com)

► +86-18928511465 Whatsapp/Wechat

► [www.cingol.com](http://www.cingol.com)

# COMPOSITE WARMING AND SCIENCE



The **Calset and Complex HD** give your composite perfect flow and faster adaptation for all restorative procedures including injection molding and cementation.

The **Calset and Complex HD** enhance all the physical properties of your composite for the best outcomes.

**BENEFITS OF WARMING:\***

- Improves adaptation
- Reduces microleakage
- Cures faster
- Cures deeper
- Improves color stability
- Improves strength






**REAP THE BENEFITS OF WARM COMPOSITE IN ALL RESTORATIVE PROCEDURES**

**CALSET™**

Composite Warmer

\*References at addent.com

**Complex HD™**



SCAN ME

**AdDent**  
INCORPORATED

Advancing Dental Excellence

Made in the USA | [www.addent.com](http://www.addent.com)  
203.778.0200

# International Osteology Symposium Vienna 2026 Beyond Regeneration: A landmark event

*The Osteology Foundation, a global leader in oral tissue regeneration research and education, has announced the International Osteology Symposium 2026, set to take place from 23 to 25 April 2026 in Vienna, Austria. Under the motto “Beyond Regeneration”, the event promises to be a landmark gathering for the international dental community, bringing together experts, researchers, and clinicians to explore the latest advancements in regenerative therapies.*

During a press conference at the International Dental Show (IDS) in Cologne, Christer Dahlin (Sweden), President of the Osteology Foundation, reaffirmed the foundation's commitment to advancing oral tissue regeneration through funding cutting-edge research, organizing high-level education, and fostering collaboration with like-minded associations. He highlighted the foundation's ongoing mission to bridge the gap between scientific discoveries and clinical applications, ensuring that practitioners worldwide benefit from the latest innovations in regenerative dentistry. “Each year, approximately 22 million implant surgeries are performed globally, with 5 to 6 million of these involving oral tissue regeneration,” Dahlin stated. This underscores the crucial role of regenerative techniques in modern implantology and the need for continued research and education in the field.

The foundation's offerings benefit not only regeneration specialists but also clinicians from other disciplines with a growing interest in oral tissue regeneration. The triennial International Osteology Symposium serves as the essential meeting place for this global community. The symposium's scientific programme and highlights were presented online by the Scientific Chairs of the event, Lisa Heitz-Mayfield (Australia) and Anton Sculean (Switzerland), who elaborated on the key themes and educational opportunities awaiting participants in Vienna.

The International Osteology Symposium 2026 will welcome nearly 100 internationally renowned speakers and 3,000 participants from 80 countries. Attendees will gain direct access to evidence-based knowledge, interactive learning formats, and networking opportunities designed to elevate clinical practice and patient outcomes. The event is designed to be highly interactive, incorporating small-group discussions, surgical demonstrations, and expert-led workshops

to provide hands-on experience in the latest regenerative techniques.

One of the core elements of the symposium will be four re-live surgeries, where experts will provide a step by-step breakdown of optimised treatment planning, advanced techniques for both hard and soft tissue regeneration, as well as patient-centred treatment outcomes. Lisa Heitz-Mayfield emphasised the symposium's educational focus: *“We didn't want to simply showcase different surgical techniques—we wanted to create an educational experience for everyone attending, regardless of their level of expertise. The discussions will cover everything from diagnosis and treatment selection to post-operative care, complication management, and long-term maintenance of oral tissue regeneration outcomes.”*

Additionally, the event will feature clinical roundtables, focusing on essential topics such as flap management, peri-implant health, material selection, and bone regeneration.

The symposium will also address the future of regenerative dentistry, exploring AI-driven diagnostics, digital workflows, and next-generation biomaterials that are set to revolutionize patient care. The integration of new technologies into regenerative practices will be a key focus, with sessions dedicated to discussing emerging trends, case studies, and best practices for digital solutions in oral rehabilitation.

A key feature of the symposium will be its commitment to the next generation of dental professionals. The Next Gen Team Sessions will provide young specialists with dedicated programming, ensuring that emerging leaders in oral tissue regeneration receive mentorship and exposure to cutting-edge developments in the field. Over 36% of the speakers will be new voices, bringing fresh perspectives to the discussions and workshops. Additionally, the International Osteology Case Competition and PoA A ster Exhibition will provide young clinicians and researchers with the opportunity to showcase their innovative work. Anton Sculean highlighted the foundation's dedication to supporting the next generation of clinicians, saying, *“We don't just say we support the next generation; we truly mean it. In addition to involving young professionals in the programme, we are offering them a significantly reduced registration fee to ensure their active participation and access to high-level education.”*



*Diego Gabathuler, as new CEO of Geistlich Pharma AG, attended Osteology Foundation press event*

Beyond its scientific program, the symposium will offer unmatched networking opportunities, enabling professionals to connect with peers, mentors, and industry leaders. The event's Osteology Night and a new social networking event within the exhibition area will create a unique setting for attendees to forge new collaborations and exchange ideas with leading experts in the field.

As one of the most significant events in regenerative dentistry, the International Osteology Symposium 2026 will provide a comprehensive educational experience, blending scientific rigor, hands-on learning, and interactive engagement. With a focus on clinical relevance and interdisciplinary collaboration, the symposium is expected to set new benchmarks for education and innovation in oral tissue regeneration.

[www.osteology.org](http://www.osteology.org)  
[www.osteology-vienna.org](http://www.osteology-vienna.org)

*The Osteology Foundation is a global organisation that supports science, research training, and education in the field of oral tissue regeneration. The objective is to develop and share knowledge and understanding, leading to evidence-based clinical practice for the improvement of patient care. The Osteology Foundation bridges the gap between scientific advancement and contemporary clinical practice, in the field of oral tissue regeneration.*





# THE VIETNAM INTERNATIONAL DENTAL EXHIBITION & CONGRESS

INNOVATIVE APPROACH TO ADVANCED DENTISTRY

# VIDEC 2025




21-23/8/2025



HANOI, VIETNAM

National Convention Center



The Vietnam International Dental Exhibition & Congress (**VIDEC**) 2025, the country's largest and most prestigious dental event, will take place from August 21<sup>st</sup>–23<sup>rd</sup> at Hanoi's National Convention Center. Drawing nearly ten thousand attendees, including dentists, researchers, distributors, and leading brands, VIDECON 2025 cements its role as Southeast Asia's flagship platform for dental innovation. This year's edition features an unparalleled exhibition showcasing breakthroughs in AI-driven diagnostics, 3D printing, biocompatible materials, and digital workflows from over 200 exhibitors. With a booming dental market,

VIDEC 2025 solidifies its reputation as the definitive hub for shaping dentistry's future in Vietnam. Don't miss this milestone event-where scale meets innovation!

## PROGRAM INFORMATION

PRE-CONGRESS	MAIN CONGRESS
20/8/2025	21-23/8/2025



## CONTACT US

VIETNAM ODONTO - STOMATOLOGY ASSOCIATION (VOSA)

📍 40B Trang Thi, Hoan Kiem District, Ha Noi

🌐 [videc.vn](http://videc.vn)

☎ (+84) 983 922 586

✉ [hoanghikhoahoc@videc.vn](mailto:hoanghikhoahoc@videc.vn)

# Experience the Pinnacle of Dental Excellence at the Greater New York Dental Meeting!

The Greater New York Dental Meeting (GNYDM) proudly continues its legacy as the premier dental event in the United States, building upon a century of groundbreaking achievements. As we look forward to this year's exceptional gathering, the GNYDM remains the essential destination for dental professionals seeking unparalleled educational opportunities, cutting-edge technologies, and invaluable networking experiences.

Join thousands of your colleagues from around the globe in the vibrant heart of New York City for an event that pulsates with electrifying energy and innovative programming. The GNYDM offers a dynamic and comprehensive platform designed to elevate your practice and connect you with the forefront of the dental industry.

## A Vibrant Celebration of Dentistry

The GNYDM is more than just a meeting; it is a vibrant celebration of the art and science of dentistry. Immerse yourself in an atmosphere buzzing with excitement, where you can engage with peers, discover the latest advancements, and reignite your passion for the profession. Beyond the extensive educational offerings and bustling exhibit floor, the GNYDM provides a unique and engaging experience with festive entertainment, creating a truly memorable event.

## State-of-the-Art Education and Unrivaled Networking

Prepare to be inspired and informed by our world-class educational program. The GNYDM consistently delivers a diverse and comprehensive selection of over 245+ seminars, hands-on workshops, and scientific poster sessions, carefully curated to address the most relevant and cutting-edge topics in dentistry today. From practical clinical applications to the latest research breakthroughs, our educational offerings are designed to enhance your skills and knowledge, directly impacting your daily practice.

Step onto the expansive exhibit floor, a dynamic hub showcasing the latest dental technologies, products, and services from over 1,000 leading companies. This unparalleled opportunity allows you to explore innovative solutions, interact directly with industry experts, and make informed decisions to enhance your practice efficiency and patient care.

The GNYDM also recognizes the profound importance of networking within the dental community. Connect with colleagues, mentors, and industry leaders from around the

world, fostering collaborations and building relationships that can shape your professional journey. The exchange of ideas and experiences at the GNYDM is invaluable, providing fresh perspectives and opportunities for growth.

## A Dedicated Hub for Dental Specialties

Understanding the diverse needs of the dental profession, the GNYDM proudly hosts a series of dedicated meetings catering to various specialties. These focused events attract top clinicians and researchers in their respective fields, offering in-depth education and networking tailored to specific areas of practice. This year, the GNYDM features:

- **World Implant EXPO:** Explore the latest advancements and techniques in implant dentistry.
- **Global Orthodontic Conference:** Discover cutting-edge approaches in orthodontic treatment.
- **Pediatric Dentistry Summit:** Focus on the unique aspects of caring for young patients.
- **Sleep Apnea Symposium:** Learn about the growing field of dental sleep medicine.
- **3D Printing & Digital Dentistry Conference:** Embrace the transformative power of digital technologies.
- **Public Health Symposium:** Address critical issues in community dental health.
- **Special Care Dentistry Forum:** Focus on providing care for patients with special needs.
- **Women Dentists Leadership Conference:** Empower and connect women in the dental profession.
- **GNYDM Lab Symposium:** Explore the

latest innovations and techniques in dental laboratory technology.

## Embracing the Future of Dentistry

As the Greater New York Dental Meeting looks to the future, our commitment to providing innovative and high-quality educational opportunities for dental professionals remains unwavering. We actively seek partnerships with dental schools, organizations, and groups to develop new and exciting programs that address the evolving landscape of dentistry.

By continuously pushing the boundaries of dental education, fostering unparalleled networking opportunities, and embracing the latest advancements in the field, the GNYDM is poised to remain the premier event for the entire dental community for many years to come.

**Join us at the Greater New York Dental Meeting this year and experience the pinnacle of dental excellence! Discover the latest innovations, expand your knowledge, and connect with the global dental community. Your journey to professional growth and success starts here!**

[info@gnydm.com](mailto:info@gnydm.com) | [www.gnydm.com](http://www.gnydm.com)







**GREATER  
NY**  
DENTAL MEETING.  
**2025**  
NEW YORK COUNTY & SECOND  
DISTRICT DENTAL SOCIETIES

# Greater New York Dental Meeting™

## NO PRE-REGISTRATION FEE



### MEETING DATES:

NOVEMBER 28<sup>th</sup> - DECEMBER 3<sup>rd</sup>

### EXHIBIT DATES:

NOVEMBER 30<sup>th</sup> - DECEMBER 3<sup>rd</sup>



Over 37,000 Registered  
Attendees in 2024

More Than 300  
Educational Courses

### 10 Specialty Programs

WORLD IMPLANT EXPO  
Innovation Starts Here



3D  
Printing & Digital  
Dentistry Conference



# THE LARGEST DENTAL MEETING IN THE UNITED STATES

At The Jacob K. Javits Convention Center, New York City

[WWW.GNYDM.COM](http://WWW.GNYDM.COM)

FOLLOW US





# TRADE SHOWS CALENDAR

## AUGUST 2025



21-23 / 08

### VIDEC 2025

#### HANOI, VIETNAM

Vietnam International Dental  
Exhibition & Congress  
Exhibition page: [videc.vn](http://videc.vn)  
Organised by: Vietnam Odonto-  
Stomatology Association (VOSA)  
Address: 40B Trang Thi Street, Hoan  
Kiem, Hanoi  
Phone: +84 0243 928 629  
Email: [hoirhm@gmail.com](mailto:hoirhm@gmail.com)

Venue: National Convention Center  
(NCC)  
57 Pham Hung, Me Tri Ward, Nam Tu  
Liem District,  
Hanoi  
Vietnam

► <https://videc.vn>

## SEPTEMBER 2025



09-12 / 09

### FDI 2025

Annual World Dental Congress

#### SHANGHAI, CHINA

Organised by:  
FDI World Dental Federation  
Chemin de Joinville 26  
1216 Geneva  
Phone: +41 22 560 81 50  
Email: [info@fdiworlddental.org](mailto:info@fdiworlddental.org)

Venue: NECC - National Exhibition &  
Convention Center  
Shanghai  
China

► [www.fdiworlddental.org](http://www.fdiworlddental.org)

## SEPTEMBER 2025



22-25 / 09

### Dental Expo Moscow 2025

#### MOSCOW, RUSSIA

58<sup>th</sup> Moscow International Dental  
Forum & Exhibition

Organized by: DentalExpo  
Phone: +7 499 707 23 07  
Email: [info@dental-expo.com](mailto:info@dental-expo.com)

Venue:  
Crocus Expo IEC, pavilion 2, exhibition  
halls 5, 7, 8  
Address: Moscow region,  
Krasnogorsk district, Krasnogorsk, st.  
Mezhdunarodnaya, 18, Metro station  
"Myakinino"

► [www.en.dental-expo.com](http://www.en.dental-expo.com)

**OCTOBER 2025**

■ 09-11 / 10

## CADEX 2025

Central Asia Dental Expo 2025

■ **ALMATY, KAZAKHSTAN**

9<sup>th</sup> International Dental Exhibition  
Organised by: Dental Forum Ltd.  
050051, Republic of Kazakhstan,  
Almaty, Dostyk Ave., 248B office 105

Phone: +7 707 9501 112  
Email: [koordinator@cadex.kz](mailto:koordinator@cadex.kz)

Contacts:  
Saule Nursapaeva (General manager)  
Email: [manager@cadex.kz](mailto:manager@cadex.kz)  
Phone: +7 707 823 5367

Venue: ATAKENT Expo  
Timiryazev Str.  
Almaty, 050057  
Kazakhstan

► <https://cadex.kz/en/>

# Sonosurgery®

## AIR SURGICAL UNIT

TKD

SIMPLIFYING DENTAL MOTION

Via del Pescinale, 77 • 50041 Calenzano (FI) • Italy • ☎ +39 055 8825741

🌐 [www.teknedental.com](http://www.teknedental.com) • ✉ [info@teknedental.com](mailto:info@teknedental.com)

🌐 [www.sonosurgery.it](http://www.sonosurgery.it)



**01/01 - 31/12 - Smart Medical Fair**  
The international virtual medical trade fair  
► [www.smartmedicalfair.com](http://www.smartmedicalfair.com)

Organized by Infodent & Infomedix International  
The platform virtually connects manufacturers with a global audience.  
For further informations, visit Infodent & Infomedix International booth!  
► [www.smartmedicalfair.com/stand/h5p1boz2218](http://www.smartmedicalfair.com/stand/h5p1boz2218)



## OCTOBER 2025



■ 16-18 / 10

## Dental World 2025

25<sup>th</sup> Edition

■ **BUDAPEST, HUNGARY**

Organiser: Event Organizer Hungary

Address: Kuny Domokos St. 9.  
1012. Budapest, Hungary

Phone: +36 30 472 0030  
Fax: +36 1 202 2993  
Email: [info@dentalworld.hu](mailto:info@dentalworld.hu)  
Website: [www.dentalworld.hu](http://www.dentalworld.hu)

Venue: Hungexpo Fair Center  
Budapest, Hungary  
Albertirsai út 10, 1101

► <https://dentalworld.hu/>

## OCTOBER 2025



■ 23-26 / 10

## DenTech China 2025

■ **SHANGHAI, CHINA**

28<sup>th</sup> China International Exhibition & Symposium on Dental Equipment, Technology & Products

Shanghai Informa Markets ShowStar  
Exhibition Company Limited  
29/F, K11 Atelier, 300 Huai Hai Road  
Central, Huangpu District  
Shanghai, 200021, China

Exhibition Booking  
+86 21 6157 3953  
[Sandra.shen@informa.com](mailto:Sandra.shen@informa.com)  
Visiting  
+86 21 6157 3941  
[Jeffrey.feng@informa.com](mailto:Jeffrey.feng@informa.com)  
Conference  
+86 21 6157 3923  
[Cassie.sang@informa.com](mailto:Cassie.sang@informa.com)

Venue: Shanghai World Expo  
Exhibition and Convention Center  
Shanghai, China

► <https://en.dentech.com.cn/>

## NOVEMBER 2025



■ 14-16 / 11

## IDEC 2025

4<sup>th</sup> Indonesia Dental Exhibition & Conference

■ **JAKARTA, INDONESIA**

Organised by:  
Koelnmesse, Indonesian Dental Association (PDGI) and PT. Traya Eksibisi Internasional

Contacts: (International Sales)  
Sheena Tock  
Phone: +65 9818 3219  
[sheena.tock@koelnmesse.com.sg](mailto:sheena.tock@koelnmesse.com.sg)

Shalini Padman  
Phone: +65 9227 0579  
[shalini.padman@koelnmesse.com.sg](mailto:shalini.padman@koelnmesse.com.sg)

Venue: Jakarta Convention Center  
Jakarta  
Indonesia

► [www.indonesiadentalexpo.com](http://www.indonesiadentalexpo.com)





**INTRAORAL  
X-RAYS**



**INTRAORAL  
SENSORS**



**PHOSPHOR PLATE  
SCANNERS**



**DIGITAL PANORAMICS  
AND CBCT**




**3D INTRAORAL  
SCANNERS**

# All the **nuances** of radiology.



## DigiPrint, the 100% Made in Italy 3D Printers for dental applications

- fast, precise and extremely silent
- easy to connect, ready to use
- automatic calibration
- printed by the 3D printers themselves with biodegradable materials
- slicing integrated
- open systems (385nm and 405nm wavelength)
- RSA (Remote Software Assistance) on all models
- available also in 4K



## New Life Radiology

Corso Giuseppe Canonico Allamano 13/15 Int. G  
10095 | Grugliasco (TO) | Italy

info@newliferadiology.it  
www.newliferadiology.it

#### Marketing & Consulting

Riccardo Bonati - riccardo.bonati@infodent.com

#### Exhibition Manager

Cristina Garbuglia - cristina.garbuglia@infodent.com

Infodent International 2 / 2025

Trimestrale di informazione tecnico-scientifica

Anno XXII - numero 90 - maggio / luglio 2025

Registrazione al Tribunale di Viterbo

VG98/02 aut. trib. VT n° 496 del 16/02/2002

#### Editorial Director

Silvia Borriello

#### Newsroom

Nadia Coletta, Manuela Ghirardi, Claudia Proietti Ragonesi



#### Infodent s.r.l.

VAT 01612570562

Headquarters

Via dell'Industria, 65

01100 Viterbo - Italy

Registered Office

C.ne Gianicolesse, 68

00152 Rome - Italy

#### CEO - Publisher

Baldassare Pipitone - baldo.pipitone@infodent.com

#### 3D Graphics & Web Developer

Luca Maria Pipitone - luca.pipitone@infodent.com

#### Press Officer

Claudia Proietti Ragonesi - pressoffice@infodent.com

#### Graphic Department

Antonio Maggini - artwork@infodent.com

#### Account Department

Fausta Riscaldati - fausta.riscaldati@infodent.com

#### Printer

Graffietti Stampati s.n.c.

Strada Umbro Casentinese Km 4,500

01027 Montefiascone (VT)

#### Spedizione in Italia

Poste Italiane s.p.a

PP Economy - DCO/DCVT/N° 5 fb del 24/05/2002

Spedizione in A. P. - art.1 D.L.353/2003

Conv. In L. n.46/04-CDSUVT G.C.

#### Spedizione all'estero

IFS Italy s.r.l.

Viale dell'Industria, 58/A 20037 Paderno Dugnano (MI)

P.IVA: IT08577970968

Licenza Postale Generale n.3502/2014 rilasciata dal Ministero dello Sviluppo Economico

Questo numero è stato chiuso in tipografia il: 15/04/2025

Costo copia 0.77€



Infodent Int'l is the title of this magazine as well as an applied for trademark. Any use there or without the publisher's authorization is to be deemed illegal and shall be prosecuted.

Internationalisation fund provided by:



#### COVER PAGE

##### B.M.S. DENTAL

Via M. Buonarroti, 21/23/25

Capannoli (PI)

56033 - Italy

+39 0587 606089

info@bmsdental.it

www.bmsdental.it

#### BACK COVER

##### TRIDENT

Via Artigiani 4,

Castenedolo (BS)

25014 - Italy

+39 030 2732485

info@trident-dental.com

www.trident-dental.com

51. AdDent
10. Dental Tech
3. DiaDent Group International
15. ECS
21. exocad
2. Foshan Cingol Medical Instrument
13. Ibodontit
5. Inibsa Dental
49. Medibrex
12. Microcopy
6. Mr Mehmet Collo
4. NTA Implant Group
59. New Life Radiology
8. Ningbo Ican Machines
11. Renfert
17. Sabilex de Flexafil
12. Shanghai Maxflex Medical Technology
13. SIA Orthodontic Manufacturer
8. Sion Brands - Richmond Dental & Medical
22. Spiro
9. Talleres Mestraitua
1. Thermoplastic Comfort Systems - TCS
57. Tekne Dental - TKD
19. Tehnodent
10. Tribest Dental Products
7. Ugin' Dentaire



All of our advertisers are looking for distributors worldwide. Check here for more information.

# Need a New Modern System to Connect with Your Clients in Italy?



**INFOMEDIX<sup>TM</sup>**  
ODONTOIATRIA ITALIANA

From magazine to direct contact

#### Tabloid magazine

- Delivered by post and via email to dentists, dental hygienists, chairside assistants, dental technicians, and dental distributors in Italy
- Distributed in dental congresses and trade shows

#### Training Courses

In-person and online, with the support of Italian scientific societies

#### Congresses

Planning presentations at the most esteemed Italian scientific events.

[www.infomedixodontoiatria.it](http://www.infomedixodontoiatria.it)  
[redazione@infomedix.it](mailto:redazione@infomedix.it)





# X-VIEW 3D PAN DEEP-AI

Precision Imaging. Smart Diagnostics. Zero Compromise.



Transform your workflow with X-VIEW 3D PAN DEEP-AI empowered by Artificial Intelligence and high-res volumetric scans.

- Multiple FOVs (5×5 to 11×Ø14 cm) - No stitching, full versatility
- 57% dose reduction with Advanced Reconstruction Techniques (ART)
- Single sensor for 2D & 3D (IGZO flat panel detector) with AI embedded for amazing 2D results.
- Voxel size: 50 µm in HD modality
- Integrated software suite: Deep-View, Xelis & DFO

X-VIEW 3D PAN – When every image matters

Contact us for more information or  
to find the nearest dealer to you!

[trident-dental.com](http://trident-dental.com)

trident

Discover a world of imaging